

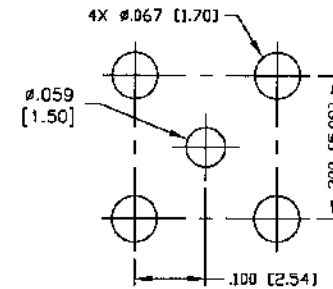
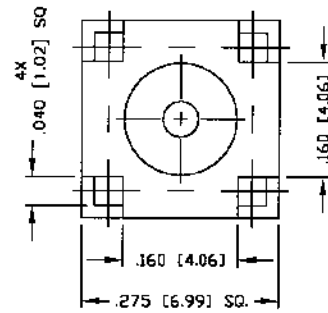
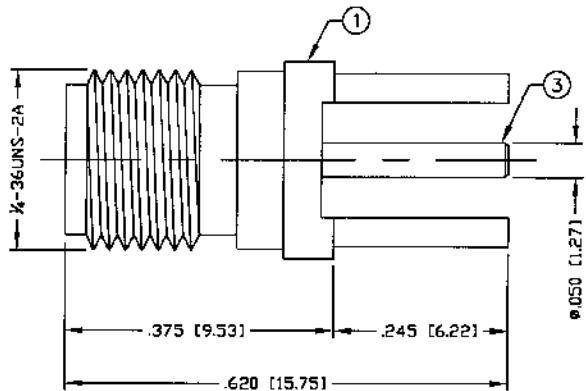
THIS DRAWING CONTAINS INFORMATION PROPRIETARY TO RF INDUSTRIES.
 ANY UNAUTHORIZED USE OF THIS DRAWING IS EXPRESSLY PROHIBITED
 WITHOUT WRITTEN PERMISSION FROM RF INDUSTRIES.
 ANY VIOLATION IS PUNISHABLE UNDER U.S. COPYRIGHT LAWS.

ALL DIMENSIONS ARE REFERENCE ONLY

PART NO.

RSA-3350-2-1

REV	DESCRIPTION	DWN	DATE	APPROVED
-	ENGINEERING RELEASE	CZS	6/16/00	JDMc



SUGGESTED MOUNTING CONFIGURATION

SPECIFICATIONS:

IMPEDANCE: 50 Ohms
 FREQUENCY RANGE: 0-12.4 GHz
 WORKING VOLTAGE: 375 V rms Max. Ⓢ Sea Level
 INSULATION RESISTANCE: 5k M Ohms min.

1	BODY	1	BRASS	GOLD, 3μ"	008974	
2	INSULATOR	1	PTFE	---		
3	CONTACT	1	Be. Cu.	GOLD, 50μ"		
4	INSULATOR	1	PTFE	---		
5	RING	1	BRASS	GOLD, 3μ"		
6						
7						
8						
9						
10						
11					DRAWN C. ZUNIGA 12/6/02	
12					CHECKED <i>[Signature]</i> 12-6-02	
13					OR. DRAWN C. ZUNIGA 12/6/02	
14						
#	DESCRIPTION	QTY	MATERIAL	FINISH	APPROVALS	DATE

UNLESS OTHERWISE SPECIFIED:
 1. REMOVE ALL BURRS
 2. BREAK ALL CORNERS & EDGES .005 R. MAX.
 3. CHAMFER 1ST & LAST THREADS 45°
 4. SURFACE ROUGHNESS 63 FINISH MIL-STD-10
 5. DIAMETERS ON COMMON CENTERS TO BE CONCENTRIC WITHIN .002 T.I.R.
 6. ALL DIMENSIONS ARE AFTER PLATING.

DIMENSIONS ARE IN INCHES AND [MILLIMETERS]
 UNLESS OTHERWISE NOTED TOLERANCES ARE:
 DECIMALS .XXX±.003 [.08]
 DIAMETER .XXX±.001 [.03]
 .XX±.005 [.13]
 .XX±.003 [.08]

RFconnectors
 DIVISION OF RF INDUSTRIES, LTD.

7610 MIRAMAR RD
 SAN DIEGO, CA 92126
 (858) 549-6340
 (858) 549-6345 FAX

SMA JACK

P. C. B. MOUNT

SIZE	CABLE GROUP	DWG NO.	REV
A	N/A	RSA-3350-2-1	-
SCALE: NTS		CAD FILE OUTLINE	SHEET 1 OF 1