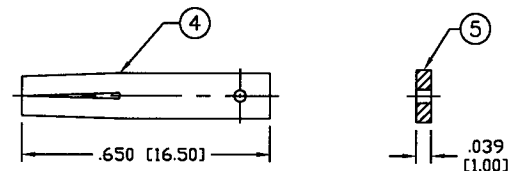
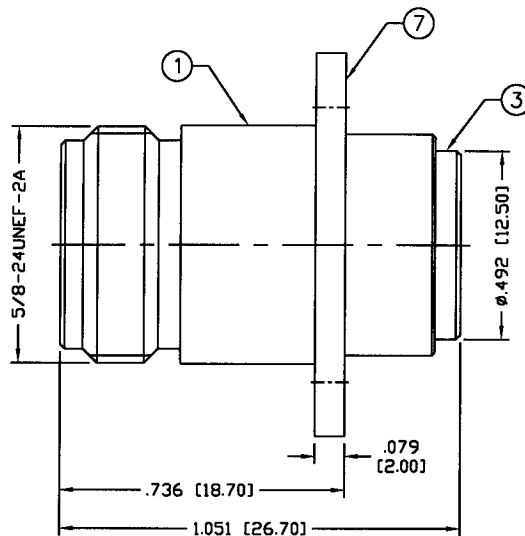
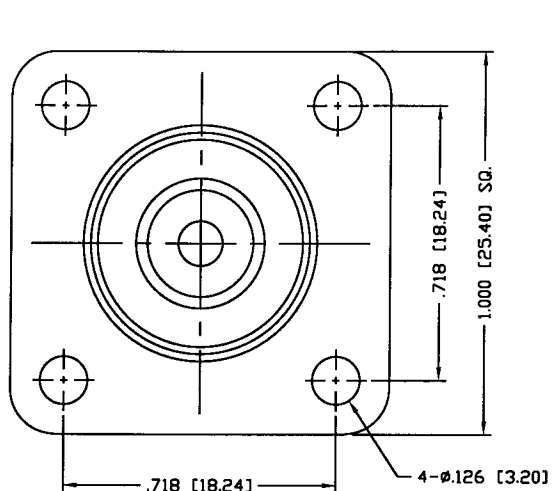


THIS DRAWING CONTAINS INFORMATION PROPRIETARY TO RF INDUSTRIES.
 ANY UNAUTHORIZED USE OF THIS DRAWING IS EXPRESSLY PROHIBITED
 WITHOUT WRITTEN PERMISSION FROM RF INDUSTRIES.
 ANY VIOLATION IS PUNISHABLE UNDER U.S. COPYRIGHT LAWS.

ALL DIMENSIONS ARE REFERENCE ONLY

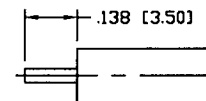
| | | | | |
|----------|---------------------|----------------------|----------|----------|
| PART NO. | | RFN-1021-2SR2 | | |
| REV | DESCRIPTION | OWN | DATE | APPROVED |
| - | ENGINEERING RELEASE | CZS | 12/16/02 | JDMc |
| | | | | |
| | | | | |



RECOMMENDED CRIMP DIE: .100

SPECIFICATIONS:

IMPEDANCE: 50 Ohms
 FREQUENCY RANGE: 0-11 GHz
 WORKING VOLTAGE: 1k V rms @ sea level
 TEMPERATURE RANGE: -65°C TO 165°C
 INSULATION RESISTANCE: 5k M Ohms min.
 FOR .141 SEMI RIGID, RG-402/U & BELDEN 1673A CABLE



RECOMMENDED STRIPPING DIMENSIONS

| | | | | |
|----|-------------|-----|-------------|--------------|
| 1 | BODY | 1 | BRASS | SILVER, 80µ" |
| 2 | INSULATOR | 1 | PTFE | --- |
| 3 | BUSHING | 1 | BRASS | SILVER, 80µ" |
| 4 | CONTACT | 1 | PHOS BRONZE | GOLD, 3µ" |
| 5 | INSULATOR | 1 | PTFE | --- |
| 6 | SOLDER NUT | 1 | BRASS | SILVER, 80µ" |
| 7 | FLANGE | 1 | BRASS | SILVER, 80µ" |
| 8 | | | | |
| 9 | | | | |
| 10 | | | | |
| 11 | | | | |
| 12 | | | | |
| 13 | | | | |
| 14 | | | | |
| # | DESCRIPTION | QTY | MATERIAL | FINISH |

| | |
|-----------|----------|
| 008974 | |
| DRAWN | 12/16/02 |
| C. ZUNIGA | |
| CHECKED | 12-16-02 |
| JDMc | |
| ORJ DRAWN | 12/16/02 |
| C. ZUNIGA | |
| APPROVALS | DATE |

UNLESS OTHERWISE SPECIFIED:
 1. REMOVE ALL BURRS
 2. BREAK ALL CORNERS & EDGES .005 R. MAX.
 3. CHAMFER 1ST & LAST THREADS 45°
 4. SURFACE ROUGHNESS 63 FINISH MIL-STD-10
 5. DIAMETERS ON COMMON CENTERS TO BE CONCENTRIC WITHIN .002 T.I.R.
 6. ALL DIMENSIONS ARE AFTER PLATING.

DIMENSIONS ARE IN INCHES AND [MILLIMETERS]
 UNLESS OTHERWISE NOTED TOLERANCES ARE:

| | |
|-----------------|-----------------|
| DECIMALS | DIAMETER |
| .xxx±.003 [.08] | .xxx±.001 [.03] |
| .xx±.005 [.13] | .xx±.003 [.08] |

RF connectors
 DIVISION OF RF INDUSTRIES, LTD.

7610 MIRAMAR RD
 SAN DIEGO, CA 92126
 (858) 549-6340
 (858) 549-6345 FAX

N JACK, 4 HOLE FLANGE
 DIRECT SOLDER

| | | | |
|------|-------------|---------------|-----|
| SIZE | CABLE GROUP | DWG NO. | REV |
| A | SR2 | RFN-1021-2SR2 | - |

SCALE: NTS CAD FILE OUTLINE SHEET 1 OF 1