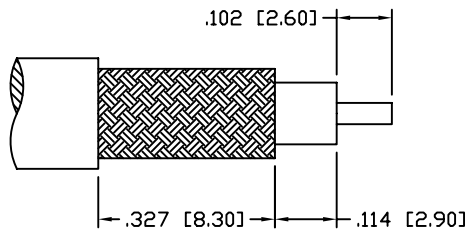


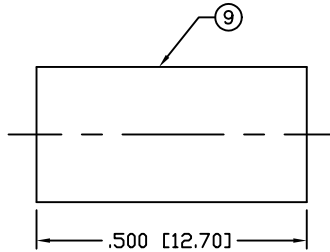
THIS DRAWING CONTAINS INFORMATION PROPRIETARY TO RF INDUSTRIES,  
 ANY UNAUTHORIZED USE OF THIS DRAWING IS EXPRESSLY PROHIBITED  
 WITHOUT WRITTEN PERMISSION FROM RF INDUSTRIES.  
 ANY VIOLATION IS PUNISHABLE UNDER U.S. COPYRIGHT LAWS.

ALL DIMENSIONS ARE REFERENCE ONLY

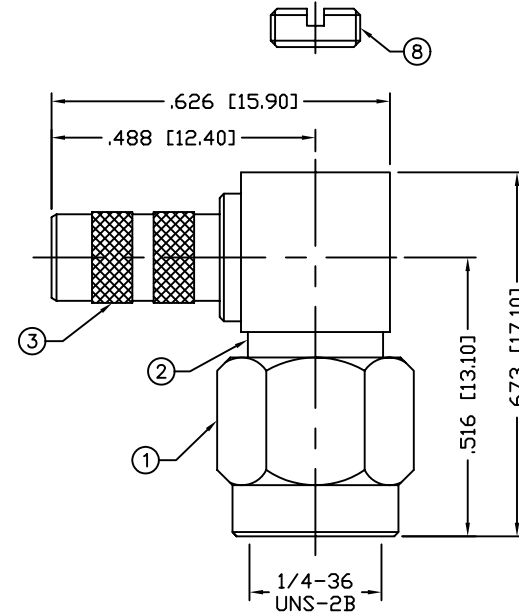
PART NO.		<b>RSA-3010-C1</b>		
REV	DESCRIPTION	DWN	DATE	APPROVED
A	ENGINEERING RELEASE	CZS	4/15/99	R. RICE
B	CHANGE DIMENSIONS, FORMAT, DRAWING NUMBER & SPECS	CZS	12/27/02	JDMc



RECOMMENDED STRIPPING DIMENSIONS



RECOMMENDED CRIMP DIE: .213"



**SPECIFICATIONS:**

IMPEDANCE: 50 Ohms  
 FREQUENCY RANGE: 0-12.4 GHz  
 INSERTION LOSS(dB):  $0.04 \times \sqrt{f(\text{GHz})}$   
 VSWR:  $1.15 + .03 \times \sqrt{f(\text{GHz})}$   
 WORKING VOLTAGE: 500 V rms Max. @ Sea Level  
 INSULATION RESISTANCE: 5k M Ohms min.  
 TEMPERATURE RANGE: -65°C TO 165°C  
 FOR RG-55, 55A, 55B, 142, 142A, 142B, 223 & 400/U,  
 ALPHA 9055, 9055B, 9223, BELDEN 8219, 83242, 84142

1	SHELL	1	BRASS	NICKEL, 100μ"	008974	
2	BODY	1	BRASS	NICKEL, 100μ"		
3	FERRULE STUD	1	BRASS	NICKEL, 100μ"		
4	INSULATOR	1	PTFE	----		
5	PIN	1	BRASS	GOLD, 50μ"		
6	RETAINING RING	1	Be. Cu.	----		
7	GASKET	1	SILICONE	----		
8	END CAP	1	BRASS	NICKEL, 100μ"		
9	FERRULE	1	BRASS	NICKEL, 100μ"		
10					DRAWN	
11					C. ZUNIGA	12/27/02
12					CHECKED	
13					ORJ DRAWN	
14					C. ZUNIGA	4/15/99
#	DESCRIPTION	QTY	MATERIAL	FINISH	APPROVALS	DATE

UNLESS OTHERWISE SPECIFIED:  
 1. REMOVE ALL BURRS  
 2. BREAK ALL CORNERS & EDGES .005 R. MAX.  
 3. CHAMFER 1ST & LAST THREADS 45°  
 4. SURFACE ROUGHNESS 63 FINISH MIL-STD-10  
 5. DIAMETERS ON COMMON CENTERS TO BE CONCENTRIC WITHIN .002 T.I.R.  
 6. ALL DIMENSIONS ARE AFTER PLATING.

DIMENSIONS ARE IN INCHES AND [MILLIMETERS]  
 UNLESS OTHERWISE NOTED TOLERANCES ARE:

DECIMALS	DIAMETER
.XXX±.003 [.08]	.XXX±.001 [.03]
.XX±.005 [.13]	.XX±.003 [.08]

7610 MIRAMAR RD  
 SAN DIEGO, CA 92126  
 (858) 549-6340  
 (858) 549-6345 FAX

**RF connectors**  
 DIVISION OF RF INDUSTRIES, LTD.

## SMA PLUG CRIMP

RIGHT ANGLE

SIZE	CABLE GROUP	DWG NO.	REV
A	C1	RSA-3010-C1	B

SCALE: NTS      CAD FILE      OUTLINE      SHEET 1 OF 1