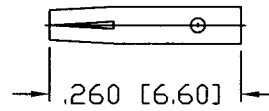
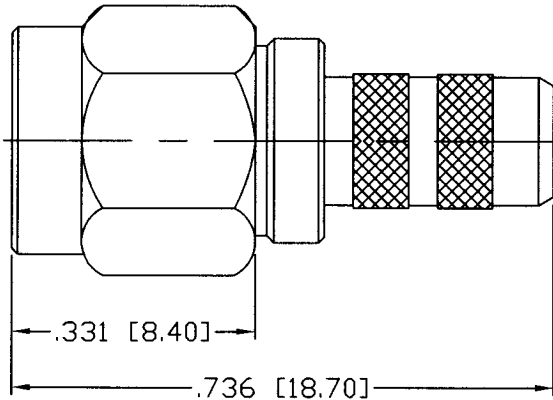


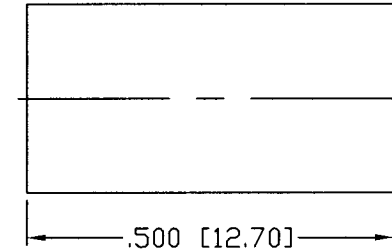
THIS DRAWING CONTAINS INFORMATION PROPRIETARY TO RF INDUSTRIES.
 ANY UNAUTHORIZED USE OF THIS DRAWING IS EXPRESSLY PROHIBITED
 WITHOUT WRITTEN PERMISSION FROM RF INDUSTRIES.
 ANY VIOLATION IS PUNISHABLE UNDER U.S. COPYRIGHT LAWS.

ALL DIMENSIONS ARE REFERENCE ONLY

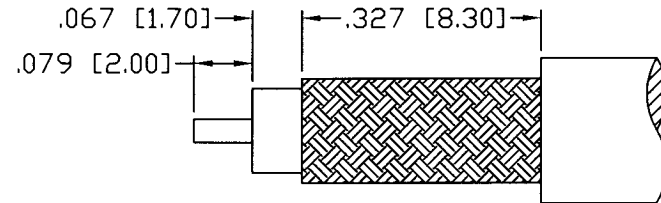
PART NO.		RP-3000-1C		
REV	DESCRIPTION	DWN	DATE	APPROVED
-	ENGINEERING RELEASE	CZS	2/14/01	JDMc
A	REMOVE RFA-4089 CRIMP TOOL	JDMc	7/29/03	JDMc



(SOCKET CONTACT)
 SOLDER "ONLY"



(FERRULE)
 (USE CRIMP DIE .213)



RECOMMENDED STRIPPING DIM'S

SPECIFICATIONS:

IMPEDANCE: 50 OHMS
 FREQUENCY RANGE: DC to 12.4 GHz
 FOR RG-58, 58A, 58C, 141, 141A, BELDEN 8240,
 8259, 8262, 9201, 9203, 9310, 9311 & COMM/SCOPE 0268

1	BODY	1	BRASS	GOLD, 3 MICRO	008974	UNLESS OTHERWISE SPECIFIED: 1. REMOVE ALL BURRS 2. BREAK ALL CORNERS & EDGES .005 R. MAX. 3. CHAMFER 1ST & LAST THREADS 45° 4. SURFACE ROUGHNESS 63 FINISH MIL-STD-10 5. DIAMETERS ON COMMON CENTERS TO BE CONCENTRIC WITHIN .002 T.I.R. 6. ALL DIMENSIONS ARE AFTER PLATING.
2	INSULATOR	1	PTFE	---		
3	CONTACT	1	Be.Cu.	GOLD, 50 MICRO		
4	GASKET	1	SILICONE	RED		
5	RETAINING RING	1	Be. Cu.	---		
6	SHELL	1	BRASS	GOLD, 3 MICRO		
7	FERRULE	1	COPPER	GOLD, 3 MICRO		
8						
9						
10					DRAWN	
11					JDMc	7/29/03
12					CHECKED	7-29-03
13					ORJ DRAWN	
14					C. ZUNIGA	2/14/01
#	DESCRIPTION	QTY	MATRL	FINISH	APPROVALS	DATE

DIMENSIONS ARE IN INCHES AND [MILLIMETERS]
 UNLESS OTHERWISE NOTED TOLERANCES ARE:
 DECIMALS .xxx±.003 [.08]
 .xx±.005 [.13]
 DIAMETER .xxx±.001 [.03]
 .xx±.003 [.08]

RF connectors
 DIVISION OF RF INDUSTRIES, LTD.
 7610 MIRAMAR RD
 SAN DIEGO, CA 92126
 (858) 549-6340
 (858) 549-6345 FAX

SMA, REVERSE POLARITY

CRIMP PLUG

SIZE	CABLE GROUP	DWG NO.	REV
A	C	RP-3000-1C	A
SCALE: NTS		CAD FILE OUTLINE	SHEET 1 OF 1