

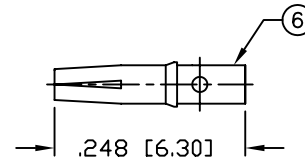
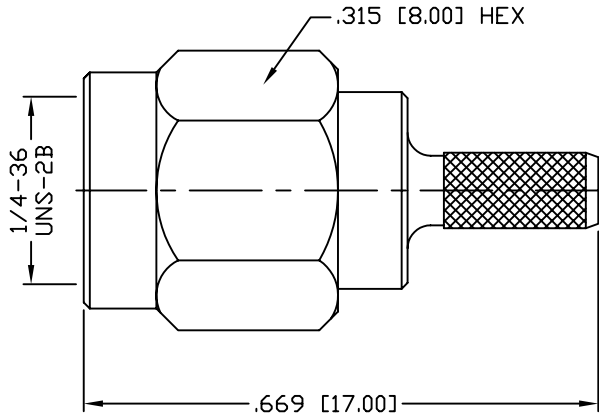
THIS DRAWING CONTAINS INFORMATION PROPRIETARY TO RF INDUSTRIES.
 ANY UNAUTHORIZED USE OF THIS DRAWING IS EXPRESSLY PROHIBITED
 WITHOUT WRITTEN PERMISSION FROM RF INDUSTRIES.
 ANY VIOLATION IS PUNISHABLE UNDER U.S. COPYRIGHT LAWS.

ALL DIMENSIONS ARE REFERENCE ONLY

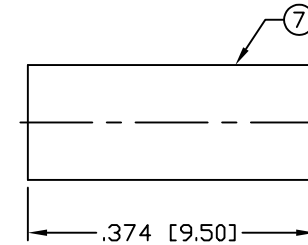
PART NO.

RP-3000-1B

REV	DESCRIPTION	DWN	DATE	APPROVED
-	ENGINEERING RELEASE	GGG	6/5/03	JDMc
A	CHANGE LENGTHS THROUGHOUT DWG / REMOVE CONTACT DIE	CZS	4/20/06	JDMc



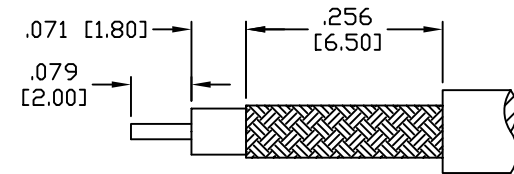
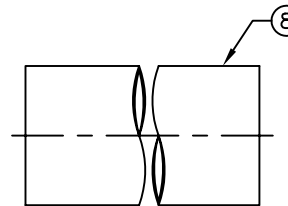
RECOMMENDED SOLDER ONLY



RECOMMENDED CRIMP DIE: .130"

SPECIFICATIONS:

IMPEDANCE: 50 Ohms
 FREQUENCY RANGE: 0-12.4 GHz
 INSERTION LOSS(dB): $0.06 \times \sqrt{f(\text{GHz})}$
 VSWR: 1.3 MAX.
 WORKING VOLTAGE: 375 V rms Max. @ Sea Level
 INSULATION RESISTANCE: 5k M Ohms min.
 TEMPERATURE RANGE: -65°C TO 85°C
 FOR RG-174, 188, 188A, 316/U, ALPHA 9174, 9316,
 BELDEN 8216, 83269, 83284, 84316 & TIMES LMR-100A CABLE



RECOMMENDED STRIPPING DIMENSIONS

1	SHELL	1	BRASS	GOLD, 3μ"	008974	
2	BODY	1	BRASS	GOLD, 3μ"		
3	INSULATOR	1	PTFE	----		
4	RETAINING RING	1	Be-Cu	----		
5	GASKET	1	SILICONE	----		
6	CONTACT	1	Be-Cu	GOLD, 50μ"		
7	FERRULE	1	COPPER	GOLD, 3μ"		
8	TUBING	1	HEAT SHRINK	----		
9						
10						
11						
12						
13						
14						
#	DESCRIPTION	QTY	MATERIAL	FINISH	APPROVALS	DATE

UNLESS OTHERWISE SPECIFIED:

DIMENSIONS ARE IN INCHES AND [MILLIMETERS]
 UNLESS OTHERWISE NOTED TOLERANCES ARE:

DECIMALS	DIAMETER
----------	----------

7610 MIRAMAR RD
 SAN DIEGO, CA 92126
 (858) 549-6340
 (858) 549-6345 FAX

RF connectors
 DIVISION OF RF INDUSTRIES, LTD.

SMA PLUG, CRIMP
 REVERSE POLARITY

SIZE A	CABLE GROUP B	DWG NO. RP-3000-1B	REV A
-----------	------------------	-----------------------	----------

SCALE: NTS CAD FILE OUTLINE SHEET 1 OF 1