

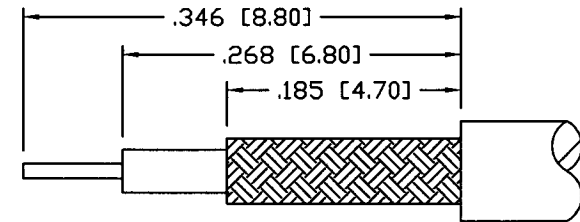
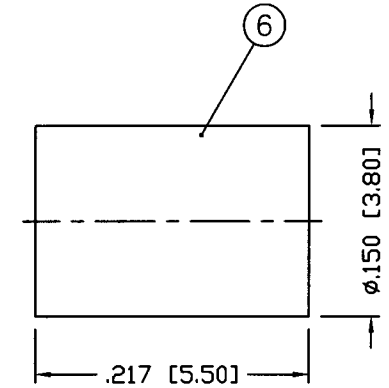
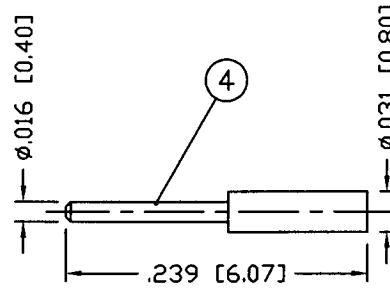
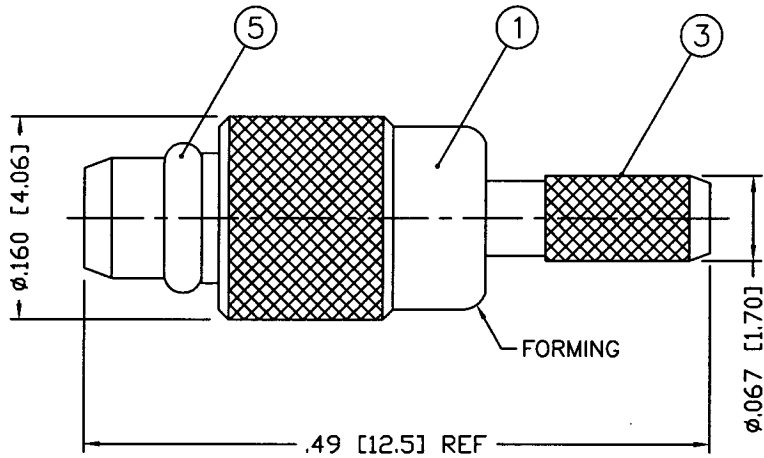
THIS DRAWING CONTAINS INFORMATION PROPRIETARY TO RF INDUSTRIES.  
 ANY UNAUTHORIZED USE OF THIS DRAWING IS EXPRESSLY PROHIBITED  
 WITHOUT WRITTEN PERMISSION FROM RF INDUSTRIES.  
 ANY VIOLATION IS PUNISHABLE UNDER U.S. COPYRIGHT LAWS.

ALL DIMENSIONS ARE REFERENCE ONLY

PART NO.

**RMX-9000-1A**

REV	DESCRIPTION	DWN	DATE	APPROVED
A	ENGINEERING RELEASE	CZS	3/31/99	R. RICE
B	CHANGE DRWING # FROM 9152A	CZS	8/1/00	JDMc



CRIMPED FERRULE  
 HEX CRIMP SIZE .130"

RECOMMENDED  
 CABLE STRIPPING DIM'S

**SPECIFICATIONS:**

IMPEDANCE: 50 OHMS  
 FOR RG-178, 178A, 178B, 196, 196A/U

1	BODY	1	BRASS	GOLD, 3 MICRO	008974	
2	INSULATOR	1	PTFE	---		
3	FERRULE STUD	1	BRASS	GOLD, 3 MICRO		
4	CONTACT	1	BRASS	GOLD, 30 MICRO		
5	RETAINING RING	1	Be, Cu	GOLD, 3 MICRO		
6	FERRULE	1	COPPER	GOLD, 3 MICRO		
7						
8						
9						
10						
11						
12						
13						
14						
#	DESCRIPTION	QTY	MATRL	FINISH	APPROVALS	DATE

DRAWN	C. ZUNIGA	8/1/00
CHECKED	<i>JDMc</i>	8-2-00
ORJ DRAWN	C. ZUNIGA	3/31/99

UNLESS OTHERWISE SPECIFIED:  
 1. REMOVE ALL BURRS  
 2. BREAK ALL CORNERS & EDGES .005 R. MAX.  
 3. CHAMFER 1ST & LAST THREADS 45°  
 4. SURFACE ROUGHNESS 63 FINISH MIL-STD-10  
 5. DIAMETERS ON COMMON CENTERS TO BE CONCENTRIC WITHIN .002 T.I.R.  
 6. ALL DIMENSIONS ARE AFTER PLATING.

DIMENSIONS ARE IN INCHES AND [MILLIMETERS]  
 UNLESS OTHERWISE NOTED TOLERANCES ARE:

DECIMALS	DIAMETER
.xxx±.003 [.08]	.xxx±.001 [.03]
.xx±.005 [.13]	.xx±.003 [.08]

**RFconnectors**  
 DIVISION OF RF INDUSTRIES, LTD.

7610 MIRAMAR RD  
 SAN DIEGO, CA 92126  
 (858) 549-6340  
 (858) 549-6345 FAX

**MMCX CRIMP PLUG**

SIZE	CABLE GROUP	DWG NO.	REV
A	A	RMX-9000-1A	B
SCALE:	NTS	CAD FILE	OUTLINE
			SHEET 1 OF 1