

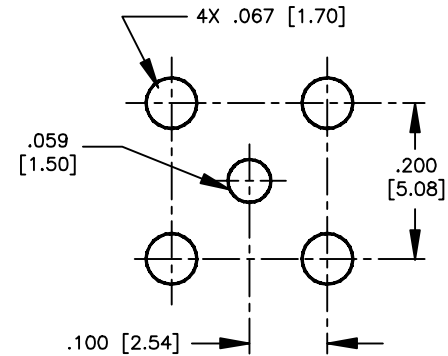
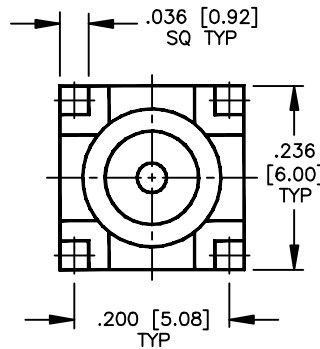
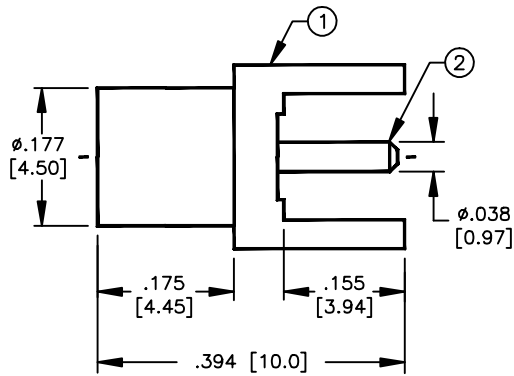
SPECIFICATION CONTROL DRAWING

THIS DRAWING CONTAINS INFORMATION PROPRIETARY TO RF INDUSTRIES, LTD. ANY UNAUTHORIZED USE OF THIS DRAWING IS EXPRESSLY PROHIBITED. ANY VIOLATION IS PUNISHABLE UNDER U.S. COPYRIGHT LAWS.

| REV | DESCRIPTION | DWN | DATE | APPROVED |
|-----|---------------------|-----|---------|----------|
| A | ENGINEERING RELEASE | CZS | 11/6/97 | R. RICE |
| B | WAS RFX-8350 | CZS | 6/3/99 | R. RICE |
| | | | | |

ALL DIMENSIONS ARE REFERENCE ONLY

008974



SUGGESTED MOUNTING CONFIGURATION

SPECIFICATIONS:

IMPEDANCE: 50 OHMS

| ITEM | DESCRIPTION | QTY | MATERIAL | FINISH |
|------|-------------|-----|----------|--------|
| 3 | DIELECTRIC | 1 | PTFE | NONE |
| 2 | CONTACT | 1 | BeCu | GOLD |
| 1 | BODY | 1 | BRASS | NICKEL |

DIMENSIONS ARE IN INCHES AND [MILLIMETERS]
UNLESS OTHERWISE NOTED TOLERANCES ARE:
DECIMALS DIAMETER

| | |
|------------------------|---------|
| DRAWN C. ZUNIGA | 6/3/99 |
| CHECKED | |
| ORJ DRAWN C. ZUNIGA | 11/6/97 |
| APPROVALS | DATE |

RFconnectors
DIVISION OF RF INDUSTRIES, LTD.

7610 MIRAMAR RD
SAN DIEGO, CA 92126
(619)549-6340
(619)549-6345 FAX

RMX-8350

MCX JACK VERTICAL PCB MOUNT

| | | | |
|------------|--------------------|---------------------|--------------|
| SIZE A | CABLE GROUP N/A | DWG NO. RMX-8350 | REV B |
| SCALE: 4:1 | | CAD FILE 13ARC B | SHEET 1 OF 1 |