

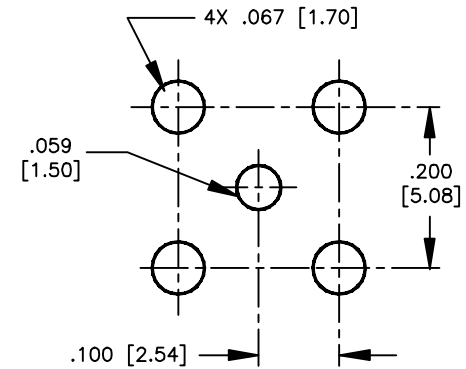
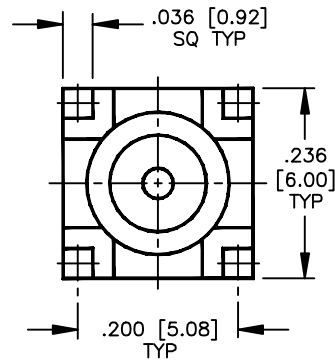
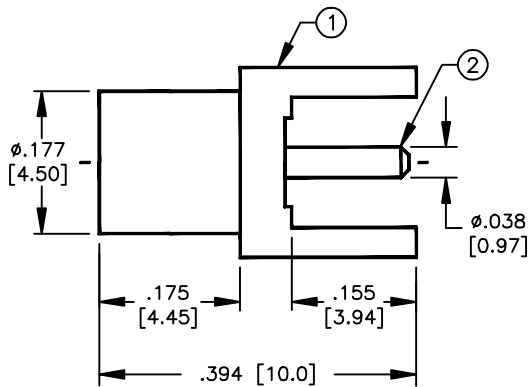
SPECIFICATION CONTROL DRAWING

THIS DRAWING CONTAINS INFORMATION PROPRIETARY TO RF INDUSTRIES, LTD. ANY UNAUTHORIZED USE OF THIS DRAWING IS EXPRESSLY PROHIBITED. ANY VIOLATION IS PUNISHABLE UNDER U.S. COPYRIGHT LAWS.

REV	DESCRIPTION	DWN	DATE	APPROVED
A	ENGINEERING RELEASE	CZS	11/6/97	R. RICE
B	WAS RFX-8350-1	CZS	6/3/99	R. RICE

ALL DIMENSIONS ARE REFERENCE ONLY

008974



SUGGESTED MOUNTING CONFIGURATION

SPECIFICATIONS:

IMPEDANCE: 50 OHMS

ITEM	DESCRIPTION	QTY	MATERIAL	FINISH
3	DIELECTRIC	1	PTFE	NONE
2	CONTACT	1	BeCu	GOLD
1	BODY	1	BRASS	GOLD

DIMENSIONS ARE IN INCHES AND [MILLIMETERS]

UNLESS OTHERWISE NOTED TOLERANCES ARE:
DECIMALS DIAMETER

DRAWN
C. ZUNIGA 6/3/99

CHECKED

ORJ DRAWN
C. ZUNIGA 11/6/97

APPROVALS DATE

RFconnectors

DIVISION OF RF INDUSTRIES, LTD.

7610 MIRAMAR RD
SAN DIEGO, CA 92126
(619)549-6340
(619)549-6345 FAX

RMX-8350-1

MCX JACK VERTICAL PCB MOUNT

SIZE A	CABLE GROUP N/A	DWG NO. 8793	REV B
SCALE: 4:1		CAD FILE 13ARC B	SHEET 1 OF 1