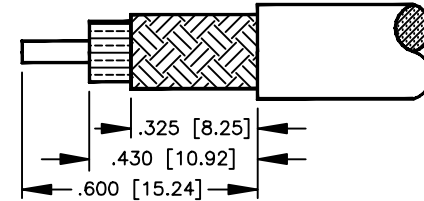
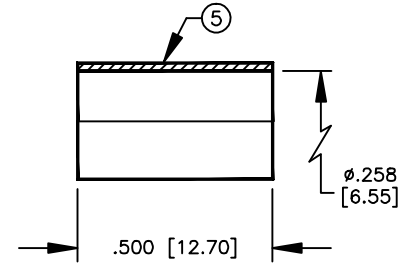
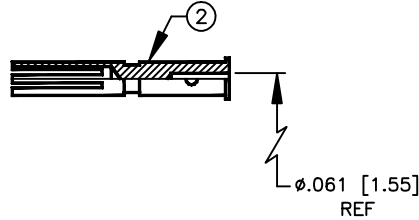
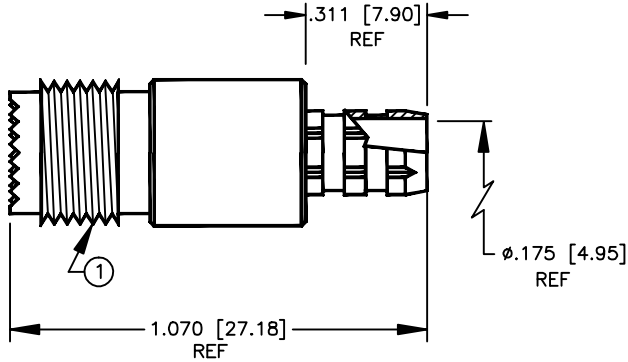


# SPECIFICATION CONTROL DRAWING

THIS DRAWING CONTAINS INFORMATION PROPRIETARY TO RF INDUSTRIES, LTD. ANY UNAUTHORIZED USE OF THIS DRAWING IS EXPRESSLY PROHIBITED. ANY VIOLATION IS PUNISHABLE UNDER U.S. COPYRIGHT LAWS.

REV	DESCRIPTION	DWN	DATE	APPROVED
A	ENGINEERING RELEASE	KMM	1/29/96	R. RICE
B	ENGINEERING RELEASE	KMM	1/30/96	R. RICE



SUGGESTED STRIPPING INSTRUCTIONS  
SUGGESTED CRIMP DIE: .068 & .255

## SPECIFICATIONS:

IMPEDANCE: 50 OHMS  
VOLTAGE RATING: 335 VOLTS  
FREQUENCY RANGE: 0-2.5 GHz

DIMENSIONS ARE IN INCHES AND [MILLIMETERS]  
UNLESS OTHERWISE NOTED TOLERANCES ARE:  
DECIMALS DIAMETER

**RF connectors**  
DIVISION OF RF INDUSTRIES, LTD.

7610 MIRAMAR RD  
SAN DIEGO, CA 92126  
(619)549-6340  
(619)549-6345 FAX

## RFU-601-4

MINI UHF FEMALE CRIMP

ITEM	DESCRIPTION	QTY	MATERIAL	FINISH
5	FERRULE [FER-204]	1	**BRASS	**NICKEL
4	PRESS FIT WASHER	1	BRASS	NICKEL
3	DIELECTRIC	1	*DELTRIN	NONE
2	CONTACT [CON-211]	1	BRASS	SILVER
1	BODY	1	BRASS	NICKEL

DRAWN	K. MAXWELL	1/30/96
CHECKED		
ISSUED	H. HILL	1/30/96
ORJ DRAWN	K. MAXWELL	1/29/96
APPROVALS		DATE

SIZE	CABLE GROUP	DWG NO.	REV
A	N/A	8600	B
SCALE:	2:1	CAD FILE	13ARC B
		SHEET	1 OF 1