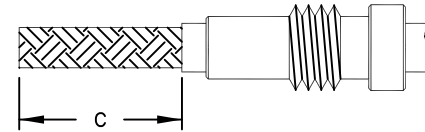
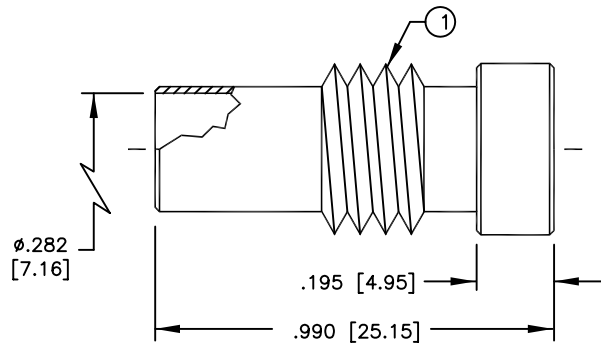


# SPECIFICATION CONTROL DRAWING

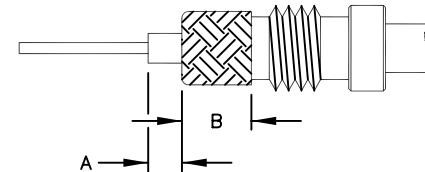
THIS DRAWING CONTAINS INFORMATION PROPRIETARY TO RF INDUSTRIES, LTD. ANY UNAUTHORIZED USE OF THIS DRAWING IS EXPRESSLY PROHIBITED. ANY VIOLATION IS PUNISHABLE UNDER U.S. COPYRIGHT LAWS.

REV	DESCRIPTION	DWN	DATE	APPROVED
A	ENGINEERING RELEASE	CZS	11/22/99	J. D. McR

ALL DIMENSIONS ARE REFERENCE ONLY



FOLD BRAID BACK OVER REDUCER AND TRIM TO .350 [8.89]



RFI P/N	A	B	C
RFU-500 & RFU-501	.17 [4.3]	.35 [8.9]	.82 [20.8]
RFN-1001-S	.05 [1.3]	.35 [8.9]	.49 [20.4]

SUGGESTED STRIPPING INSTRUCTIONS

SPECIFICATIONS:

FOR RG-59/U TYPE CATV CABLE  
 NICKEL FINISH: 80 MICROINCHES OVER BRASS  
 REMOVE ALL BURRS & BREAK ALL SHARP EDGES  
 ALL CORNERS TO BE .010 R MAX  
 ALL DIAMETERS TO BE CONCENTRIC WITHIN .005

DIMENSIONS ARE IN INCHES AND [MILLIMETERS]  
 UNLESS OTHERWISE NOTED TOLERANCES ARE:

DRAWN C. ZUNIGA	11/22/99
CHECKED	
ORJ DRAWN C. ZUNIGA	11/22/99
APPROVALS	DATE

RF

connectors

7610 MIRAMAR RD  
 SAN DIEGO, CA 92126  
 (858) 549-6340  
 (858) 549-6345 FAX

DIVISION OF RF INDUSTRIES, LTD.

## RFU-531-1 \ UG-176/U

REDUCER / ADAPTER

FOR RG-59/U TYPE CATV CABLE

SIZE A	CABLE GROUP N/A	DWG NO. 9260	REV A
SCALE: 2:1		CAD FILE 13ARC B	SHEET 1 OF 1

ITEM	DESCRIPTION	QTY	MATERIAL	FINISH
1	BODY	1	BRASS	NICKEL