

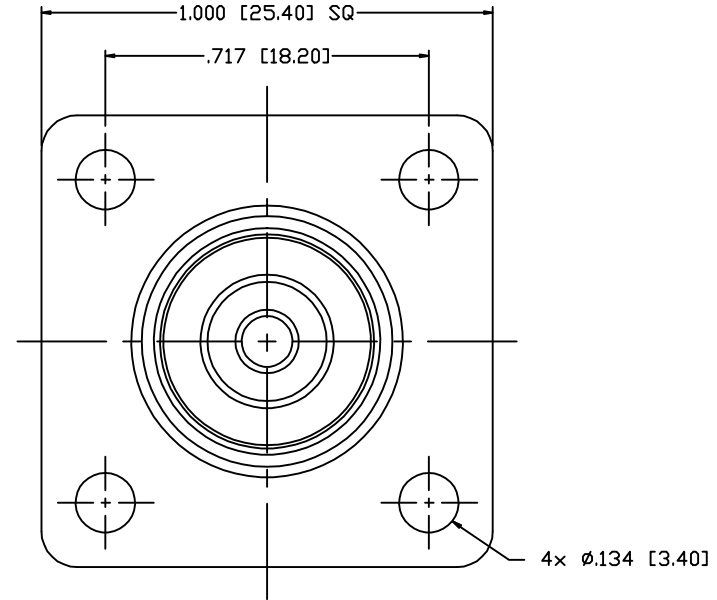
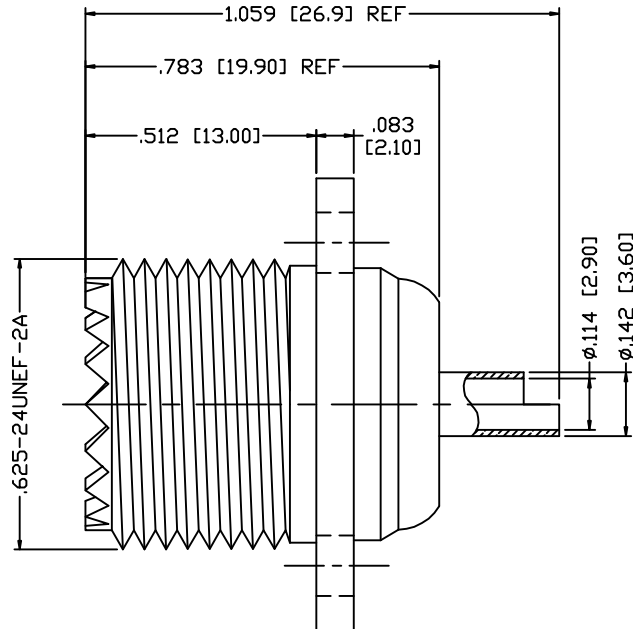
THIS DRAWING CONTAINS INFORMATION PROPRIETARY TO RF INDUSTRIES.
ANY UNAUTHORIZED USE OF THIS DRAWING IS EXPRESSLY PROHIBITED
WITHOUT WRITTEN PERMISSION FROM RF INDUSTRIES.
ANY VIOLATION IS PUNISHABLE UNDER U.S. COPYRIGHT LAWS.

ALL DIMENSIONS ARE REFERENCE ONLY

PART NO.


RFU-521-2T

REV	DESCRIPTION	DWN	DATE	APPROVED
-	ENGINEERING RELEASE	CZS	8/15/00	JDMc



SPECIFICATIONS:

IMPEDANCE: NON CONSTANT

1	BODY	1	DIECAST	SILVER, 30 MICRO	00486		UNLESS OTHERWISE SPECIFIED: 1. REMOVE ALL BURRS 2. BREAK ALL CORNERS & EDGES .005 R. MAX. 3. CHAMFER 1ST & LAST THREADS 45° 4. SURFACE ROUGHNESS 63 FINISH MIL-STD-10 5. DIAMETERS ON COMMON CENTERS TO BE CONCENTRIC WITHIN .002 T.I.R. 6. ALL DIMENSIONS ARE AFTER PLATING.		<div>7610 MIRAMAR RD SAN DIEGO, CA 92126 (858) 549-6340 (858) 549-6345 FAX</div> <div>UHF JACK 4 HOLE FLANGE WITH SOLDER CUP</div> <table><tr><td>SIZE</td><td>CABLE GROUP</td><td>DWG NO.</td><td>REV</td></tr><tr><td>A</td><td>N/A</td><td>RFU-521-2T</td><td>—</td></tr><tr><td colspan="2">SCALE: NTS</td><td>CAD FILE OUTLINE</td><td>SHEET 1 OF 1</td></tr></table>				SIZE	CABLE GROUP	DWG NO.	REV	A	N/A	RFU-521-2T	—	SCALE: NTS		CAD FILE OUTLINE	SHEET 1 OF 1
SIZE	CABLE GROUP	DWG NO.	REV																					
A	N/A	RFU-521-2T	—																					
SCALE: NTS		CAD FILE OUTLINE	SHEET 1 OF 1																					
2	INSULATOR	1	PTFE	---																				
3	CONTACT	1	BRASS	SILVER, 30 MICRO																				
4																								
5																								
6																								
7																								
8																								
9																								
10					DRAWN		DIMENSIONS ARE IN INCHES AND [MILLIMETERS] UNLESS OTHERWISE NOTED TOLERANCES ARE:																	
11					C. ZUNIGA	3/31/06																		
12					CHECKED																			
13					ORJ DRAWN																			
14					C. ZUNIGA	3/31/06																		
#	DESCRIPTION	QTY	MATRL	FINISH	APPROVALS	DATE																		