

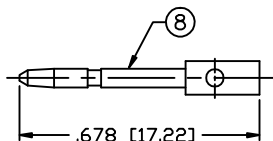
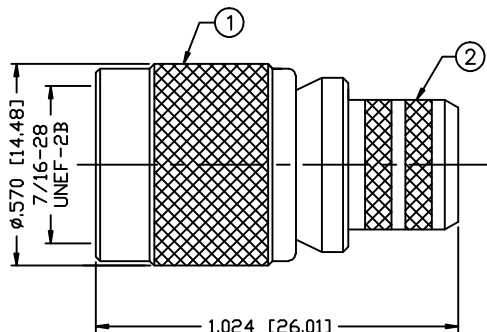
THIS DRAWING CONTAINS INFORMATION PROPRIETARY TO RF INDUSTRIES,
 ANY UNAUTHORIZED USE OF THIS DRAWING IS EXPRESSLY PROHIBITED
 WITHOUT WRITTEN PERMISSION FROM RF INDUSTRIES.
 ANY VIOLATION IS PUNISHABLE UNDER U.S. COPYRIGHT LAWS.

ALL DIMENSIONS ARE REFERENCE ONLY

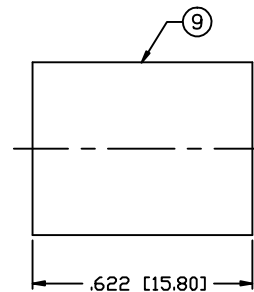
PART NO.

RFT-1803-R

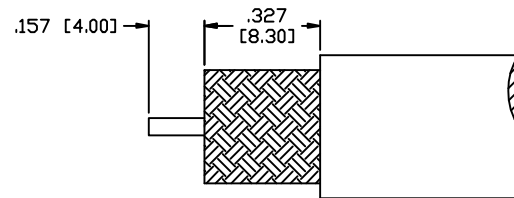
REV	DESCRIPTION	DWN	DATE	APPROVED
-	ENGINEERING RELEASE	CZS	10/25/99	JDMc



RECOMMENDED CRIMP DIE: .068"



RECOMMENDED CRIMP DIE: .429"



RECOMMENDED STRIPPING DIMENSIONS

SPECIFICATIONS:

IMPEDANCE: 75 Ohms
 FREQUENCY RANGE: 0-1 GHz
 WORKING VOLTAGE: 500 V rms @ sea level
 TEMPERATURE RANGE: -65°C TO 85°C
 INSULATION RESISTANCE: 5k M Ohms min.
 FOR RG-11/U TYPE; BELDEN 8213, 8237, 8238, 8261, 9011, 9292;
 CommScope 3247, 5901, 5903, 5908, 5909, 5916, 5916R, 5918

1	SHELL	1	BRASS	NICKEL, 100 μ"	000641		
2	BODY	1	BRASS	NICKEL, 100 μ"			
3	INSULATOR	1	PTFE	----			
4	GASKET	1	RUBBER	----			
5	RETAINING RING	1	BRASS	NICKEL, 100 μ"			
6	RING	1	DELTRIN	----			
7	WASHER	1	BRASS	NICKEL, 100 μ"			
8	PIN	1	BRASS	GOLD, 3 μ"			
9	FERRULE	1	BRASS	NICKEL, 100 μ"			
10						DRAWN	
11						C. ZUNIGA	7/11/06
12						CHECKED	
13						ORJ DRAWN	
14						C. ZUNIGA	7/11/06
#	DESCRIPTION	QTY	MATERIAL	FINISH	APPROVALS	DATE	

RoHS COMPLIANT

DIMENSIONS ARE IN INCHES AND [MILLIMETERS]
 UNLESS OTHERWISE NOTED TOLERANCES ARE:

DECIMALS DIAMETER

RFconnectors
 DIVISION OF RF INDUSTRIES, LTD.

7610 MIRAMAR RD
 SAN DIEGO, CA 92126
 (858) 549-6340
 (858) 549-6345 FAX

TNC PLUG, CRIMP

75 Ohm

SIZE	CABLE GROUP	DWG NO.	REV
A	R	RFT-1803-R	-
SCALE:	NTS	CAD FILE	OUTLINE
SHEET		1 OF 1	