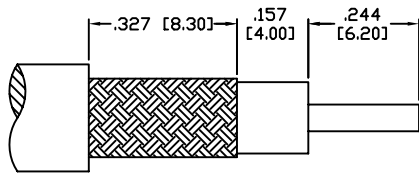


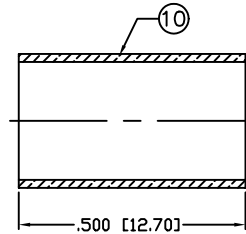
THIS DRAWING CONTAINS INFORMATION PROPRIETARY TO RF INDUSTRIES,
 ANY UNAUTHORIZED USE OF THIS DRAWING IS EXPRESSLY PROHIBITED
 WITHOUT WRITTEN PERMISSION FROM RF INDUSTRIES.
 ANY VIOLATION IS PUNISHABLE UNDER U.S. COPYRIGHT LAWS.

ALL DIMENSIONS ARE REFERENCE ONLY

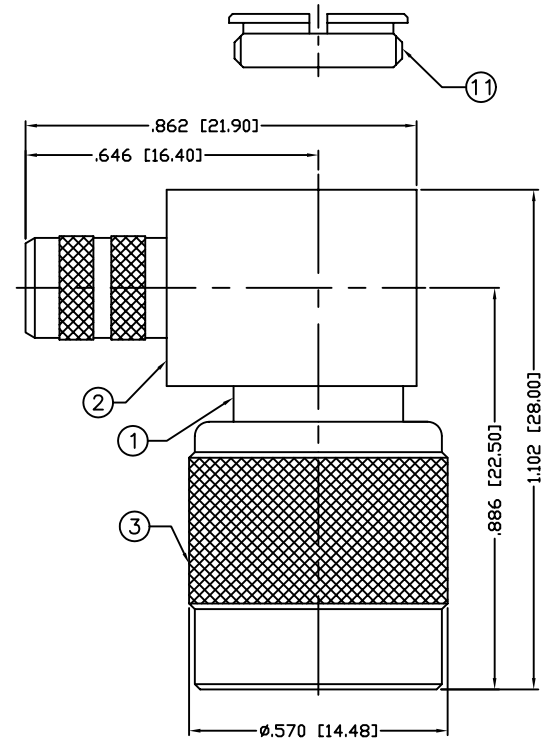
PART NO. RFT-1218-X				
REV	DESCRIPTION	DWN	DATE	APPROVED
-	ENGINEERING RELEASE	CZS	8/4/03	JDMc



RECOMMENDED STRIPPING DIMENSIONS



RECOMMENDED CRIMP DIE: .255"



NOTE: ATTACH CABLE TO CONNECTOR BY
 SOLDERING THE CABLE INNER CONDUCTOR
 TO THE PIN SLOT INSIDE THE CONNECTOR

SPECIFICATIONS:

IMPEDANCE: 50 Ohms
 FREQUENCY RANGE: 0-11 GHz
 INSERTION LOSS: .06 dB Max. X \sqrt{f} GHz
 WORKING VOLTAGE: 1k V rms @ sea level
 TEMPERATURE RANGE: -65°C TO 85°C
 INSULATION RESISTANCE: 5k M Ohms min.
 FOR RG-8/X, BELDEN 9258, MAXRAD M8X-100 &
 M8X-1000, MICRO 8/U, REMEE 1600, SAXTON 8315 &
 TIMES LMR-240 & LMR-240 ULTRAFLEX CABLE

1	PRESS BODY	1	BRASS	NICKEL, 100 μ "	008974	
2	BODY	1	BRASS	NICKEL, 100 μ "		
3	SHELL	1	BRASS	NICKEL, 100 μ "		
4	INSULATOR	1	PTFE	---		
5	PIN	1	BRASS	GOLD, 3 μ "		
6	GASKET	1	RUBBER	---		
7	RATAINING RING	1	BRASS	NICKEL, 100 μ "		
8	RING	1	DELTRIN	---		
9	WASHER	1	BRASS	NICKEL, 100 μ "		
10	FERRULE	1	BRASS	NICKEL, 100 μ "		
11	SCREW CAP	1	BRASS	NICKEL, 100 μ "		
12						
13						
14						
#	DESCRIPTION	QTY	MATERIAL	FINISH	APPROVALS	DATE

UNLESS OTHERWISE SPECIFIED:

DIMENSIONS ARE IN INCHES
 AND [MILLIMETERS]
 UNLESS OTHERWISE NOTED
 TOLERANCES ARE:

DECIMALS	DIAMETER
----------	----------

7610 MIRAMAR RD
 SAN DIEGO, CA 92126
 (858) 549-6340
 (858) 549-6345 FAX

RF connectors
 DIVISION OF RF INDUSTRIES, LTD.

TNC PLUG, CRIMP

RIGHT ANGLE

SIZE A	CABLE GROUP X	DWG NO. RFT-1218-X	REV -
-----------	------------------	-----------------------	----------

SCALE: NTS CAD FILE OUTLINE SHEET 1 OF 1