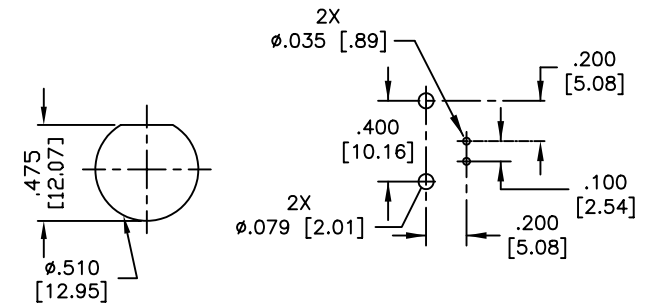
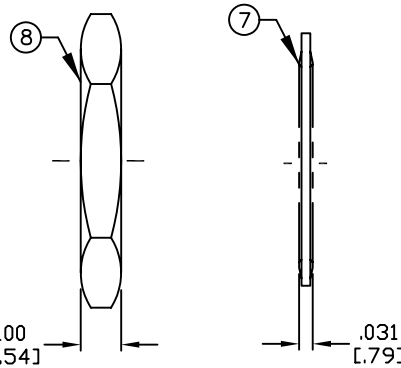
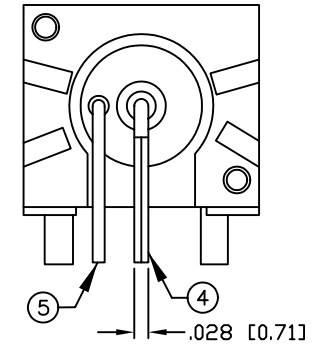
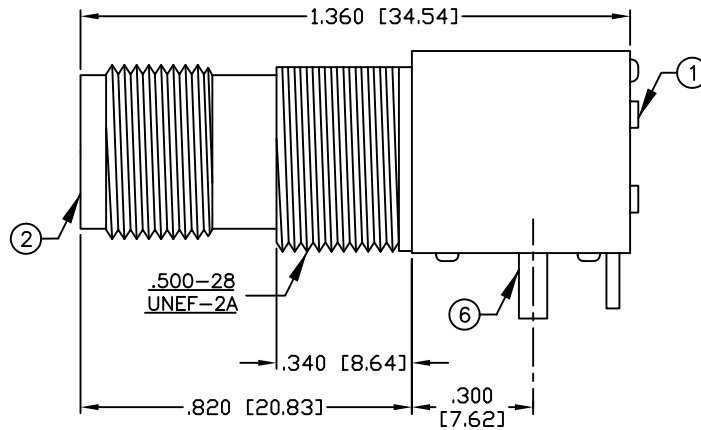
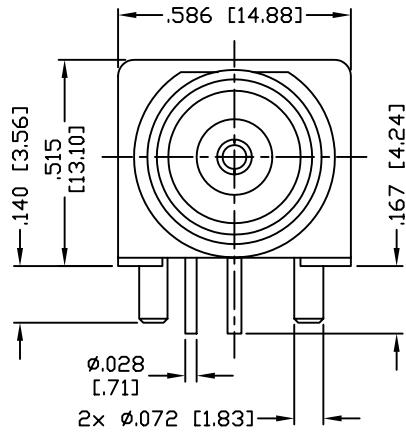


THIS DRAWING CONTAINS INFORMATION PROPRIETARY TO RF INDUSTRIES,
 ANY UNAUTHORIZED USE OF THIS DRAWING IS EXPRESSLY PROHIBITED
 WITHOUT WRITTEN PERMISSION FROM RF INDUSTRIES.
 ANY VIOLATION IS PUNISHABLE UNDER U.S. COPYRIGHT LAWS.

ALL DIMENSIONS ARE REFERENCE ONLY

PART NO.		RFT-1209-B		
REV	DESCRIPTION	DWN	DATE	APPROVED
-	ENGINEERING RELEASE	CZS	2/22/05	JDMc



SUGGESTED MOUNTING CONFIGURATION
 NOT TO SCALE

SPECIFICATIONS:

IMPEDANCE: 50 Ohms
 FREQUENCY RANGE: 0-7 GHz
 WORKING VOLTAGE: 500 V rms @ sea level

1	BODY	1	VALOX [PBT]	BLACK	000360	
2	BODY	1	BRASS	NICKEL, 100μ"		
3	INSULATOR	1	POLYPROPYLENE	----		
4	SOCKET CONTACT	1	BRASS	GOLD/TIN		
5	GROUND LEAD	1	BRASS	NICKEL, 100μ"		
6	POST LEG	2	BRASS	NICKEL, 100μ"		
7	LOCK WASHER	1	BRASS	NICKEL, 100μ"		
8	HEX NUT	1	BRASS	NICKEL, 100μ"		
9						
10						
11						
12						
13						
14						
#	DESCRIPTION	QTY	MATERIAL	FINISH	APPROVALS	DATE

UNLESS OTHERWISE SPECIFIED:

DIMENSIONS ARE IN INCHES AND [MILLIMETERS]
 UNLESS OTHERWISE NOTED TOLERANCES ARE:

DECIMALS	DIAMETER
----------	----------

RF connectors
 DIVISION OF RF INDUSTRIES, LTD.

7610 MIRAMAR RD
 SAN DIEGO, CA 92126
 (858) 549-6340
 (858) 549-6345 FAX

TNC JACK, R/A
 LOW PROFILE, PCB MOUNT

SIZE	CABLE GROUP	DWG NO.	REV
A	N/A	RFT-1209-B	-

SCALE: NTS CAD FILE OUTLINE SHEET 1 OF 1