

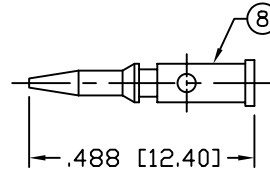
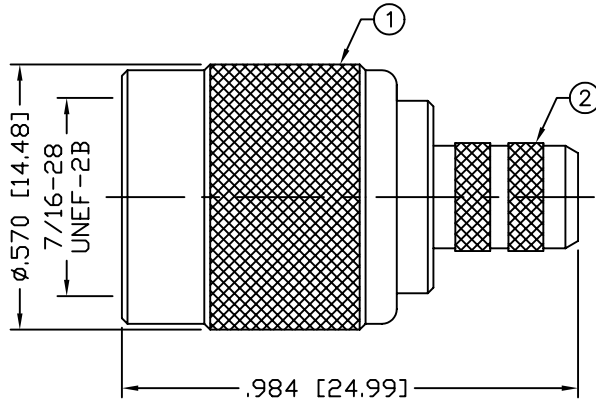
THIS DRAWING CONTAINS INFORMATION PROPRIETARY TO RF INDUSTRIES.
 ANY UNAUTHORIZED USE OF THIS DRAWING IS EXPRESSLY PROHIBITED
 WITHOUT WRITTEN PERMISSION FROM RF INDUSTRIES.
 ANY VIOLATION IS PUNISHABLE UNDER U.S. COPYRIGHT LAWS.

ALL DIMENSIONS ARE REFERENCE ONLY

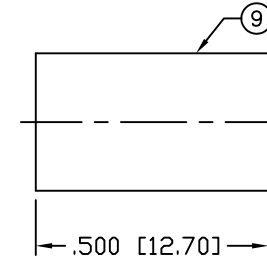
PART NO.

RFT-1203-1P

| REV | DESCRIPTION | DWN | DATE | APPROVED |
|-----|---|-----|----------|----------|
| D | SEPARATE BODY | CZS | 10/27/97 | R. RICE |
| E | CHANGE TO KNURLED FER STUD / CHG DIE ID | CZS | 9/22/99 | R. RICE |
| F | CHANGE CONTACT BARB AND INSULATOR I.D. TO A THRU HOLE | JDM | 8/15/00 | J.D. Mc |
| G | MODIFY PIN, FERULE STUD & STRIPPING DIMENSIONS | CZS | 4/18/06 | J.D. Mc |



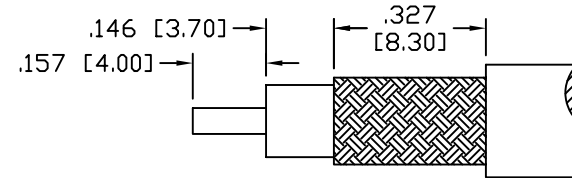
RECOMMENDED CRIMP DIE: .068"



RECOMMENDED CRIMP DIE: .255"

SPECIFICATIONS:

IMPEDANCE: 50 Ohms
 FREQUENCY RANGE: 0-7 GHz
 WORKING VOLTAGE: 500 V rms @ sea level
 INSULATION RESISTANCE: 5k M ohms min.
 TEMPERATURE RANGE: -65°C TO +85°C
 FOR ANTENNA SPECIALIST K214 & PRO-FLEX 800, TIMES AA3096 CABLE



RECOMMENDED STRIPPING DIMENSIONS

| 1 | SHELL | 1 | BRASS | NICKEL, 100µ ² | 000486 | |
|----|----------------|-----|----------|---------------------------|-----------|---------|
| 2 | BODY | 1 | BRASS | NICKEL, 100µ ² | | |
| 3 | INSULATOR | 1 | DELTRIN | ---- | | |
| 4 | GASKET | 1 | RUBBER | ---- | | |
| 5 | RETAINING RING | 1 | BRASS | NICKEL, 100µ ² | | |
| 6 | RING | 1 | DELTRIN | ---- | | |
| 7 | WASHER | 1 | BRASS | NICKEL, 100µ ² | | |
| 8 | PIN | 1 | BRASS | GOLD, 3µ ² | | |
| 9 | FERRULE | 1 | BRASS | NICKEL, 100µ ² | | |
| 10 | | | | | DRAWN | |
| 11 | | | | | C. ZUNIGA | 4/18/06 |
| 12 | | | | | CHECKED | |
| 13 | | | | | ORJ DRAWN | |
| 14 | | | | | C. JONES | 7/27/92 |
| # | DESCRIPTION | QTY | MATERIAL | FINISH | APPROVALS | DATE |

UNLESS OTHERWISE SPECIFIED:

 DIMENSIONS ARE IN INCHES AND [MILLIMETERS]
 UNLESS OTHERWISE NOTED TOLERANCES ARE:
 DECIMALS DIAMETER

RF connectors
 DIVISION OF RF INDUSTRIES, LTD.
 7610 MIRAMAR RD
 SAN DIEGO, CA 92126
 (858) 549-6340
 (858) 549-6345 FAX

TNC PLUG, CRIMP

| | | | |
|------------|------------------|------------------------|--------------|
| SIZE A | CABLE GROUP P | DWG NO. RFT-1203-1P | REV G |
| SCALE: NTS | | CAD FILE OUTLINE | SHEET 1 OF 1 |