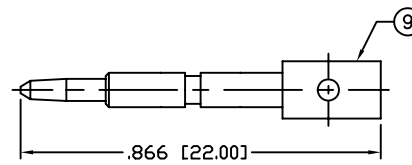
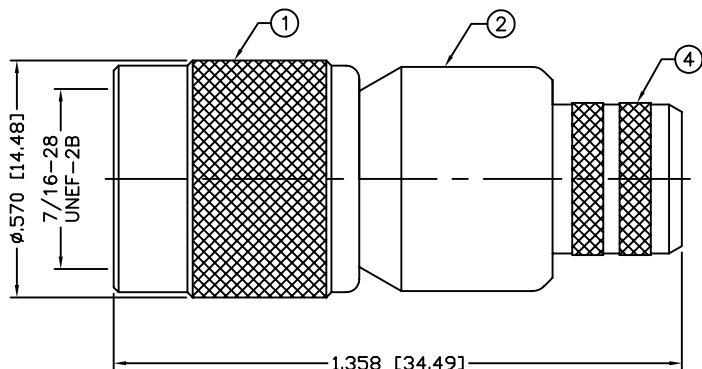
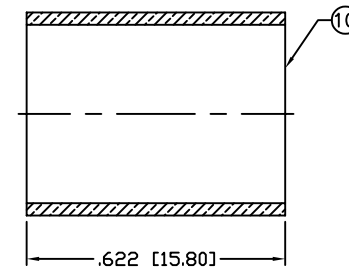


THIS DRAWING CONTAINS INFORMATION PROPRIETARY TO RF INDUSTRIES.
 ANY UNAUTHORIZED USE OF THIS DRAWING IS EXPRESSLY PROHIBITED
 WITHOUT WRITTEN PERMISSION FROM RF INDUSTRIES.
 ANY VIOLATION IS PUNISHABLE UNDER U.S. COPYRIGHT LAWS.

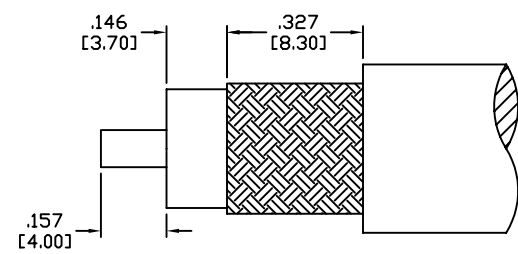
ALL DIMENSIONS ARE REFERENCE ONLY



SOLDER OR CRIMP, HEX DIE: .118" or .128"
 SOLDER ONLY ON E GROUP CABLE



RECOMMENDED CRIMP DIE: .429"



RECOMMENDED STRIPPING DIMENSIONS

SPECIFICATIONS:

IMPEDANCE: 50 Ohms
 FREQUENCY RANGE: 0-7 GHz
 VSWR: 1.3:1 0~7 GHz ON LMR-400
 WORKING VOLTAGE: 500 V rms @ sea level
 INSULATION RESISTANCE: 5k M ohms min.
 TEMPERATURE RANGE: -65°C TO +85°C
 FOR BELDEN 8214, 9913, 9913F, 9914,
 CAROL C1180, TIMES AA-5886 & LMR-400 CABLE

1	SHELL	1	BRASS	NICKEL, 100μ"	008974	
2	BODY	1	BRASS	NICKEL, 100μ"		
3	INSULATOR	1	PTFE	----		
4	FERRULE STUD	1	BRASS	NICKEL, 100μ"		
5	GASKET	1	RUBBER	----		
6	RETAINING RING	1	BRASS	NICKEL, 100μ"		
7	RING	1	DELTRIN	----		
8	WASHER	1	BRASS	NICKEL, 100μ"		
9	PIN	1	BRASS	GOLD, 3μ"		
10	FERRULE	1	BRASS	NICKEL, 100μ"		
11					DRAWN	
12					JDMc	8/28/07
13					CHECKED	
14					ORJ DRAWN	
					C. ZUNIGA	10/07/04
#	DESCRIPTION	QTY	MATERIAL	FINISH	APPROVALS	DATE

UNLESS OTHERWISE SPECIFIED:

DIMENSIONS ARE IN INCHES AND [MILLIMETERS]
 UNLESS OTHERWISE NOTED TOLERANCES ARE:

DECIMALS	DIAMETER
----------	----------

RF connectors
 DIVISION OF RF INDUSTRIES, LTD.

7610 MIRAMAR RD
 SAN DIEGO, CA 92126
 (858) 549-6340
 (858) 549-6345 FAX

TNC PLUG, CRIMP

SIZE	CABLE GROUP	DWG NO.	REV
A	I	RFT-1202-1	B
SCALE: NTS		CAD FILE OUTLINE	SHEET 1 OF 1

PART NO. RFT-1202-1				
REV	DESCRIPTION	DWN	DATE	APPROVED
-	ENGINEERING RELEASE	CZS	3/2/99	JDMc
A	DELETED BELDEN RG-8/U TYPE FROM CABLE GROUP	JDM	8/28/07	JDMc
B	ADDED VSWR LIMITS	JDM	1/7/08	JDMc