

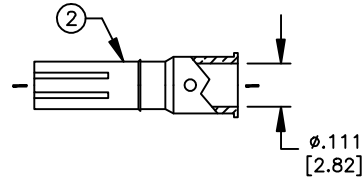
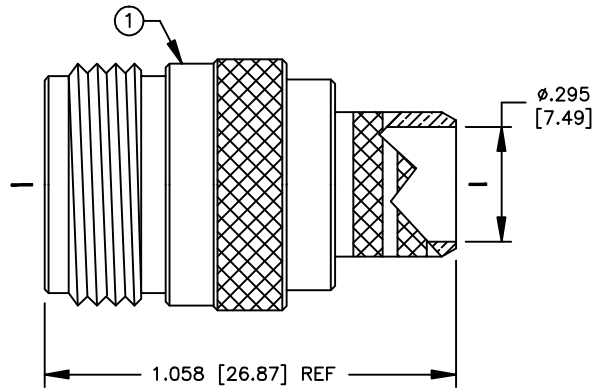
SPECIFICATION CONTROL DRAWING

THIS DRAWING CONTAINS INFORMATION PROPRIETARY TO RF INDUSTRIES, LTD. ANY UNAUTHORIZED USE OF THIS DRAWING IS EXPRESSLY PROHIBITED. ANY VIOLATION IS PUNISHABLE UNDER U.S. COPYRIGHT LAWS.

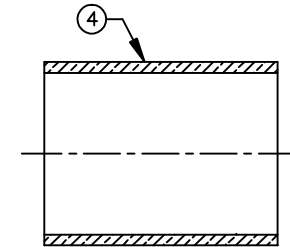
REV	DESCRIPTION	DWN	DATE	APPROVED
D	CHG DIE ID / CONTACT NOW PHOS BRONZE / CHG STRIP INST	CZS	7/13/99	R. RICE
E	CHANGE TO DIAMOND FERRULE STUD	CZS	1/13/99	J. D. McR
F	CHANGE CONTACT MATERIAL	CZS	2/15/00	J. D. McR
G	ADD SOLDER ONLY NOTE	CZS	10/16/06	J. D. McR

ALL DIMENSIONS ARE REFERENCE ONLY

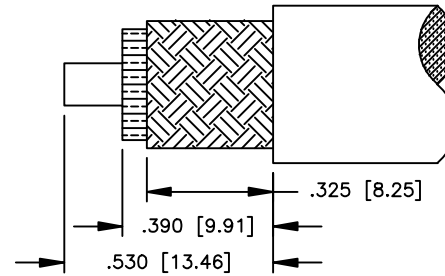
000000



RECOMMENDED CRIMP DIE: .128"
"SOLDER ONLY" FOR RG-8/U TYPE CABLE



RECOMMENDED CRIMP DIE: .429"



RECOMMENDED STRIPPING INSTRUCTIONS

SPECIFICATIONS:

IMPEDANCE: 50 OHMS
 WORKING VOLTAGE: 1000 VRMS @ SEA LEVEL
 FREQUENCY RANGE: 0-11 GHz
 INSERTION LOSS: ≤ -0.2 dB @ 10 GHz
 VSWR MAX: 1.3:1 @ 9 GHz
 FOR BELDEN 8214, 9913, 9913F, 9914, RG-8/U TYPE,
 CAROL C1180, TIMES AA-5886 & LMR-400 CABLE

DIMENSIONS ARE IN INCHES
AND [MILLIMETERS]

UNLESS OTHERWISE NOTED
TOLERANCES ARE:
DECIMALS DIAMETER

RF connectors
DIVISION OF RF INDUSTRIES, LTD.

7610 MIRAMAR RD
SAN DIEGO, CA 92126
(858) 549-6340
(858) 549-6345 FAX

RFN-1028-SI

N FEMALE CRIMP

ITEM	DESCRIPTION	QTY	MATERIAL	FINISH	APPROVALS	DATE
5	PRESS FIT SLEEVE	1	BRASS	SILVER		
4	FERRULE (FER-205)	1	BRASS	SILVER		
3	DIELECTRIC	1	PTFE	NONE		
2	CONTACT (CON-309-10)	1	BRASS	GOLD		
1	BODY	1	BRASS	SILVER		

DRAWN	C. ZUNIGA	10/16/06
CHECKED		
ORJ DRAWN	K. MAXWELL	7/28/93

SIZE	CABLE GROUP	DWG NO.	REV
A	I	8176	G
SCALE: 2:1		CAD FILE 13ARC B	SHEET 1 OF 1