

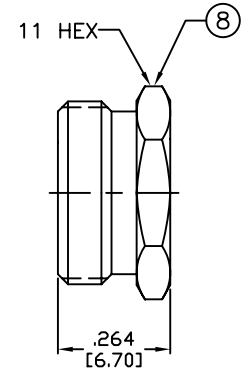
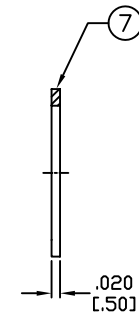
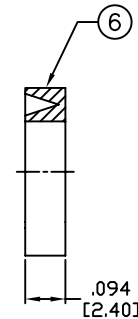
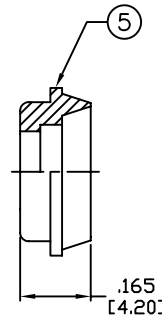
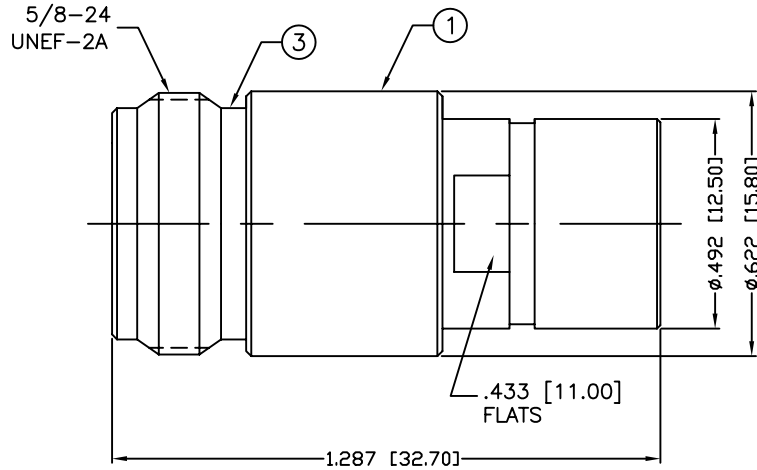
THIS DRAWING CONTAINS INFORMATION PROPRIETARY TO RF INDUSTRIES.  
 ANY UNAUTHORIZED USE OF THIS DRAWING IS EXPRESSLY PROHIBITED  
 WITHOUT WRITTEN PERMISSION FROM RF INDUSTRIES.  
 ANY VIOLATION IS PUNISHABLE UNDER U.S. COPYRIGHT LAWS.

ALL DIMENSIONS ARE REFERENCE ONLY

PART NO.

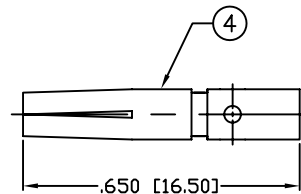
**RFN-1025-C2**

REV	DESCRIPTION	DWN	DATE	APPROVED
A	ENGINEERING RELEASE	CZS	6/26/98	R. RICE
B	CHANGED CONTACT DESIGN	JDM	10/13/10	JDMc

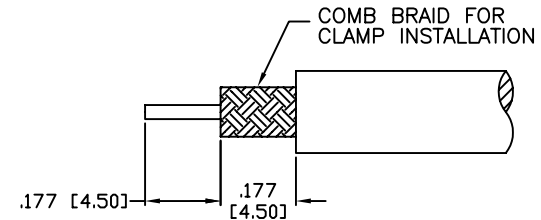


**SPECIFICATIONS:**

IMPEDANCE: 50 Ohms  
 FREQUENCY RANGE: 0-11 GHz  
 VSWR: 1.3 Max.  
 INSERTION LOSS: .06 dB Max. X fGHz  
 WORKING VOLTAGE: 1k V rms @  $\sqrt{\text{sea}}$  level  
 TEMPERATURE RANGE: -65°C TO 85°C  
 INSULATION RESISTANCE: 5k M Ohms min.  
 (C) FOR RG-58, 58A, 58C, 141, 141A, BELDEN 8240, 8262, 9201, 9203, 9310, 9311 & COMM/SCOPE 0268  
 (C1) FOR RG-55, 55A, 55B, 142, 142A, 142B, 223 & 400/U, ALPHA 9055, 9055B, 9223, BELDEN 8219, 83242, 84142



CONTACT TO BE SOLDER



RECOMMENDED STRIPPING DIMENSIONS

1	BODY	1	BRASS	SILVER, 80 $\mu$ "	008974		
2	INSULATOR	1	PTFE	---			
3	PRESS BODY	1	BRASS	SILVER, 80 $\mu$ "			
4	CONTACT	1	PHOS BRONZE	GOLD, 3 $\mu$ "			
5	CLAMP	1	BRASS	SILVER, 80 $\mu$ "			
6	GASKET	1	SILICONE	---			
7	WASHER	1	BRASS	SILVER, 80 $\mu$ "			
8	HEX NUT	1	BRASS	SILVER, 80 $\mu$ "			
9							
10						DRAWN	
11						JDM	10/13/10
12						CHECKED	
13						ORJ DRAWN	
14						C. ZUNIGA	6/26/98
#	DESCRIPTION	QTY	MATERIAL	FINISH	APPROVALS	DATE	

UNLESS OTHERWISE SPECIFIED:  
 1. REMOVE ALL BURRS  
 2. BREAK ALL CORNERS & EDGES .005 R. MAX.  
 3. CHAMFER 1ST & LAST THREADS 45°  
 4. SURFACE ROUGHNESS 63 FINISH MIL-STD-10  
 5. DIAMETERS ON COMMON CENTERS TO BE CONCENTRIC WITHIN .002 T.I.R.  
 6. ALL DIMENSIONS ARE AFTER PLATING.

DIMENSIONS ARE IN INCHES AND [MILLIMETERS]  
 UNLESS OTHERWISE NOTED TOLERANCES ARE:  
 DECIMALS .xxx±.003 [.08]  
 .xx±.005 [.13]  
 DIAMETER .xxx±.001 [.03]  
 .xx±.003 [.08]

**RFconnectors**  
 DIVISION OF RF INDUSTRIES, LTD.

7610 MIRAMAR RD  
 SAN DIEGO, CA 92126  
 (858) 549-6340  
 (858) 549-6345 FAX

**N JACK CLAMP**

SIZE	CABLE GROUP	DWG NO.	REV
A	C2	RFN-1025-C2	B
SCALE: NTS		CAD FILE OUTLINE	SHEET 1 OF 1