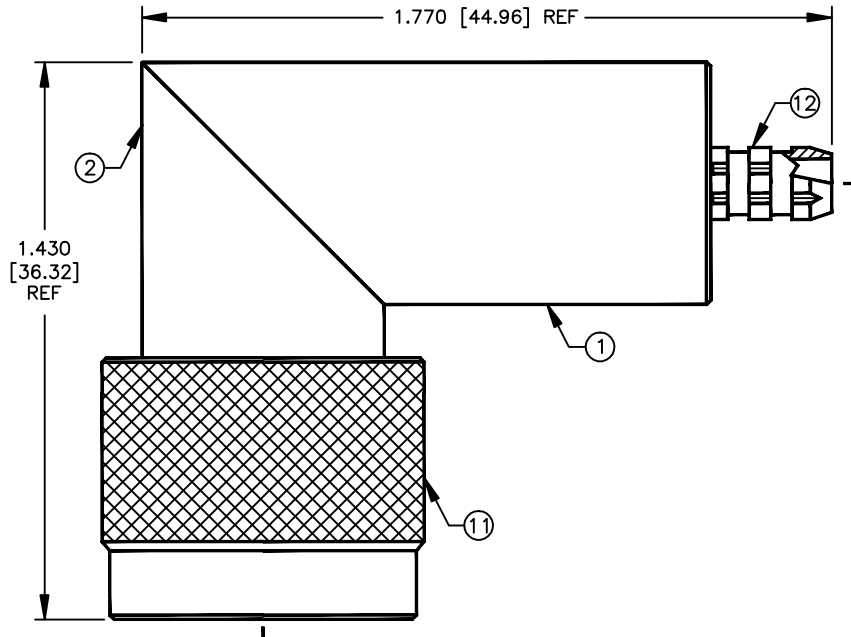


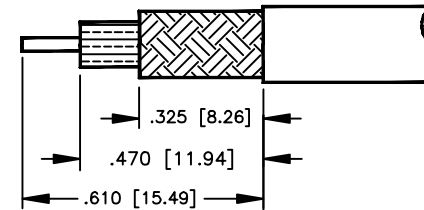
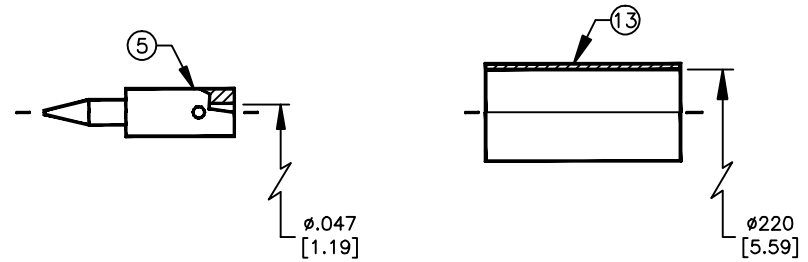
# SPECIFICATION CONTROL DRAWING

THIS DRAWING CONTAINS INFORMATION PROPRIETARY TO RF INDUSTRIES, LTD. ANY UNAUTHORIZED USE OF THIS DRAWING IS EXPRESSLY PROHIBITED. ANY VIOLATION IS PUNISHABLE UNDER U.S. COPYRIGHT LAWS.

REV	DESCRIPTION	DWN	DATE	APPROVED
A	ENGINEERING RELEASE	KMM	4/21/95	R. RICE
B	CREATE SECTION DRAWING	KMM	7/13/95	R. RICE
C	CHANGE DIMS THROUGHOUT / CHG MATL ON RETAINING RING	KMM	9/7/95	R. RICE
D	CHANGE DIMENSIONS THROUGHOUT TO STANDARDIZE	CZS	4/23/99	R. RICE



ALL DIMENSIONS ARE REFERENCE ONLY



IMPEDANCE: 50 OHMS  
 WORKING VOLTAGE: 1000 VRMS @ SEA LEVEL  
 FREQUENCY RANGE: 0-11 GHz  
 INSERTION LOSS: ≤ -2 dB @ 10 GHz  
 VSWR MAX: 1.3:1 @ 9 GHz  
 FOR TIMES LMR-200, LMR-200 ULTRAFLEX, ALPHA 9848 & MSI-22

SUGGESTED STRIPPING INSTRUCTIONS

SUGGESTED CRIMP DIE: .100 & .213

000000

ITEM	DESCRIPTION	QTY	MATERIAL	FINISH
13	FERRULE [FER-203]	1	BRASS	SILVER
12	FERRULE STUD	1	BRASS	SILVER
11	SHELL	1	BRASS	SILVER
10	RETAINING RING	1	BeCu	NONE
9	GASKET	1	S.I. RUBBER	RED
8	PRESS FIT GND RING	1	BRASS	SILVER
7	DIELECTRIC	1	PTFE	NONE
6	DIELECTRIC	1	PTFE	NONE
5	PIN	1	BRASS	GOLD
4	CONTACT	1	BRASS	GOLD
3	PIN	1	BRASS	GOLD
2	BODY	1	BRASS	SILVER
1	BODY	1	BRASS	SILVER

DIMENSIONS ARE IN INCHES AND [MILLIMETERS]

UNLESS OTHERWISE NOTED TOLERANCES ARE:  
 DECIMALS DIAMETER

DRAWN	C. ZUNIGA	4/23/99
CHECKED		
ORJ DRAWN	K. MAXWELL	4/21/95
APPROVALS		DATE

**RF connectors**  
 DIVISION OF RF INDUSTRIES, LTD.

7610 MIRAMAR RD  
 SAN DIEGO, CA 92126  
 (619)549-6340  
 (619)549-6345 FAX

## RFN-1009-C2

N MALE RIGHT ANGLE CRIMP

SIZE	CABLE GROUP	DWG NO.	REV
A	C2	8499	D
SCALE:	2:1	CAD FILE	13ARC B
		SHEET 1 OF 1	