

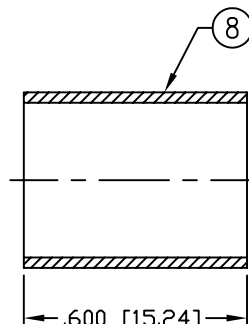
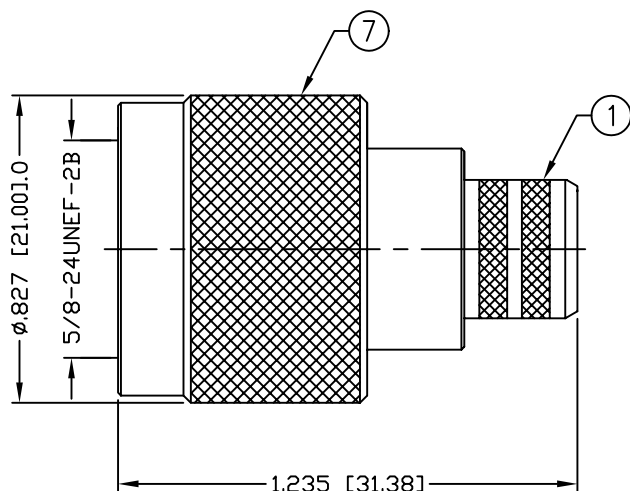
THIS DRAWING CONTAINS INFORMATION PROPRIETARY TO RF INDUSTRIES,  
 ANY UNAUTHORIZED USE OF THIS DRAWING IS EXPRESSLY PROHIBITED  
 WITHOUT WRITTEN PERMISSION FROM RF INDUSTRIES.  
 ANY VIOLATION IS PUNISHABLE UNDER U.S. COPYRIGHT LAWS.

ALL DIMENSIONS ARE REFERENCE ONLY

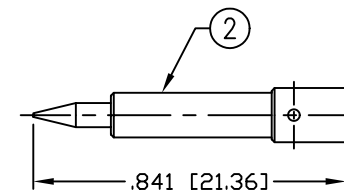
PART NO.

# RFN-1006-I

REV	DESCRIPTION	DWN	DATE	APPROVED
-	ENGINEERING RELEASE	JDM	11/3/03	JDM
A	CHG. PIN DESIGN / ADJUST STRIPPING DIM. / UPDATE DWG & SPECS	CZS	4/25/05	JDM
B	ADDED SOLDER ONLY NOTE	CZS	8/8/06	JDM



RECOMMENDED CRIMP DIE: .429"

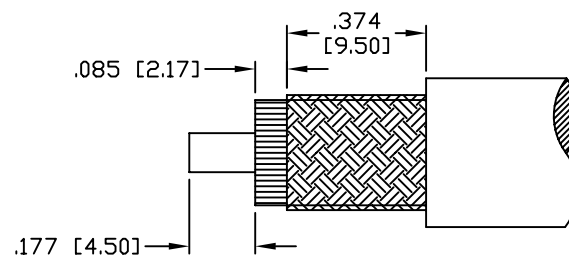


RECOMMENDED CRIMP DIE: .128"  
 "SOLDER ONLY" FOR RG-8/U TYPE & "E" CABLE GROUP

## SPECIFICATIONS:

IMPEDANCE: 50 Ohms  
 FREQUENCY RANGE: 0-11 GHz  
 VSWR: 1.3 Max. @ 9 GHz  
 INSERTION LOSS: .06 dB Max. X  $\sqrt{f}$  GHz  
 WORKING VOLTAGE: 1k V rms @ sea level  
 TEMPERATURE RANGE: -65°C TO 85°C  
 INSULATION RESISTANCE: 5k M Ohms min.  
 (E) RG-8, 8A, 213/U, ALPHA 9008, 9213, BELDEN 8267, 9251,  
 9880, 89880, INTERCOMP 4085, 22132, TIMES AA-4478  
 (I) FOR BELDEN 8214, 9913, 9913F, 9914, RG-8/U TRYPE,  
 CAROL C1180, TIMES AA-5886 & LMR-400 CABLE

USE RFA-4005-20 CRIMP TOOL &  
 RFA-4005-14 CRIMP DIE



RECOMMENDED STRIPPING INSTRUCTIONS

1	BODY	1	BRASS	NICKEL, 100 $\mu$ "	000486	UNLESS OTHERWISE SPECIFIED:
2	PIN	1	BRASS	GOLD, 3 $\mu$ "		
3	INSULATOR	1	PTFE	---		
4	RETAINING RING	1	BRASS	NICKEL, 100 $\mu$ "		
5	GASKET	1	SI RUBBER	---		
6	GROUND RING	1	BRASS	NICKEL, 100 $\mu$ "		
7	SHELL	1	BRASS	NICKEL, 100 $\mu$ "		
8	FERRULE	1	BRASS	NICKEL, 100 $\mu$ "		
9						
10					DRAWN	
11					C. ZUNIGA	8/8/06
12					CHECKED	
13					ORJ DRAWN	
14					JDM	11/3/03
#	DESCRIPTION	QTY	MATERIAL	FINISH	APPROVALS	DATE

UNLESS OTHERWISE SPECIFIED:  
  
 DIMENSIONS ARE IN INCHES  
 AND [MILLIMETERS]  
 UNLESS OTHERWISE NOTED  
 TOLERANCES ARE:  
 DECIMALS      DIAMETER

**RF connectors**  
 DIVISION OF RF INDUSTRIES, LTD.

7610 MIRAMAR RD  
 SAN DIEGO, CA 92126  
 (858) 549-6340  
 (858) 549-6345 FAX

## N PLUG, CRIMP

SIZE	CABLE GROUP	DWG NO.	REV
A	E & I	RFN-1006-I	B
SCALE:	NTS	CAD FILE	OUTLINE
		SHEET	1 OF 1