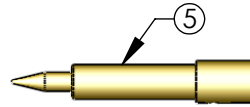
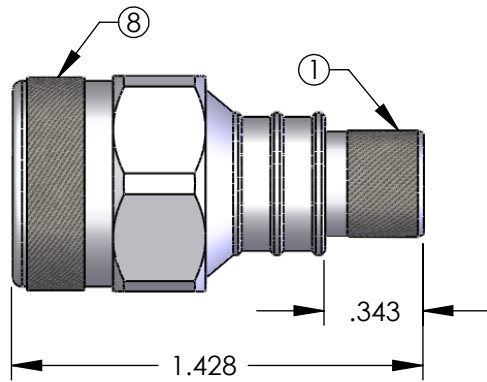
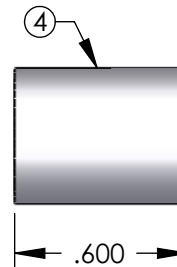


# RFN-1006-I-WB

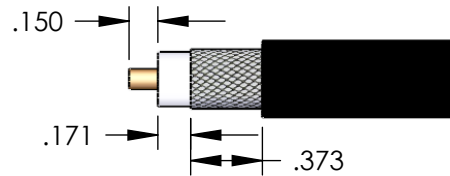
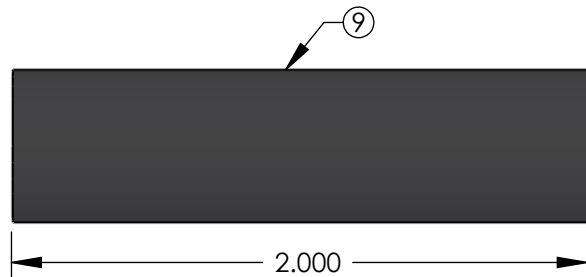
REV.	DESCRIPTION	DATE	APPR
A	ADDED TORQUE SPECIFICATION	11/04/08	JDM



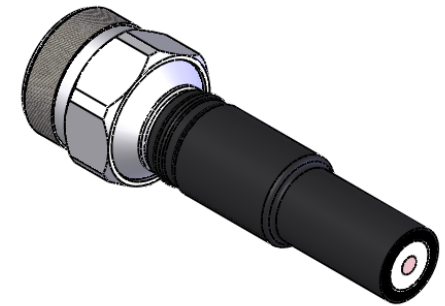
RECOMMENDED CRIMP DIE: .118"



RECOMMENDED CRIMP DIE: .429"



RECOMMENDED STRIPPING DIMENSIONS



### SPECIFICATIONS:

IMPEDANCE: 50 Ohms

FREQUENCY RANGE: 0-11 GHz

VSWR: 1.3 MAX.

WORKING VOLTAGE: 1K V rms @ SEA LEVEL

TEMPERATURE RANGE: -65°C TO 85°C

INSULATION RESISTANCE: 5K M Ohms MIN.

INSERTION LOSS: .06 dB Max. X√fGHz

TORQUE (SHELL): 10 INCH-LBS MAX

FOR BELDEN 8214, 9913, 9913F, 9914, RG-8/U TYPE,  
CAROL C1180, TIMES AA-5886 & LMR-400 CABLE

ITEM #	PART NUMBER	QTY.	DESCRIPTION	MATERIAL	FINISH
9	ST-P0500A-K	1	TUBING	HEAT SHRINK	NONE
8	012-10M-004-TM	1	SHELL	Brass	THREE METAL
7	028-10M-001-RL	1	GASKET	SILICONE RUBBER	RED
6	010-10M-002-TX	1	INSULATOR	PTFE	NONE
5	009-10M-028-BG	1	N PIN	Brass	GOLD
4	066-1XX-000-BT	1	FERRULE	Brass	THREE METAL
3	027-10M-002-BT	1	RETAINING RING	Brass	THREE METAL
2	014-10M-002-BT	1	GROUND RING	Brass	THREE METAL
1	001-10M-029-BT	1	BODY	Brass	THREE METAL

<b>ROHS</b> COMPLIANT	NAME	DATE	<b>RF INDUSTRIES</b> 7610 MIRAMAR RD. SAN DIEGO, CA. 92126 858-549-6340 FAX 858-549-6345	
	DRAWN	C. ZUNIGA		11/04/08
	CHECKED			
UNLESS OTHERWISE SPECIFIED:	ENG APPR.		TITLE: <b>N PLUG, CRIMP</b>	
DIMENSIONS ARE IN INCHES	<b>PROPRIETARY AND CONFIDENTIAL</b>			
ALL DIMENSIO S ARE FOR REFERENCE ONLY	THE INFORMATION CONTAINED IN THIS DRAWING IS THE SOLE PROPERTY OF RF INDUSTRIES. ANY REPRODUCTION IN PART OR AS A WHOLE WITHOUT THE WRITTEN PERMISSION OF RF INDUSTRIES IS STRICTLY PROHIBITED.			
CABLE GROUP <b>I</b>	SIZE <b>A</b>	DWG. NO. <b>RFN-1006-I-WB</b>	REV <b>A</b>	
CODE <b>000494</b>	SCALE: NTS	NOTES:	SHEET 1 OF 1	