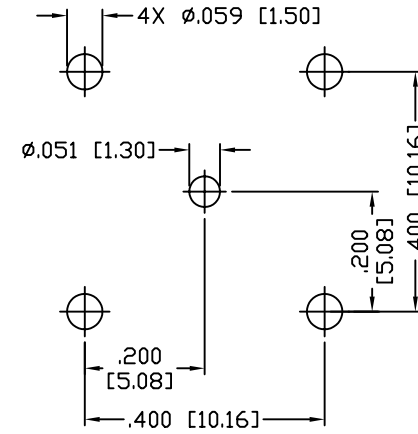
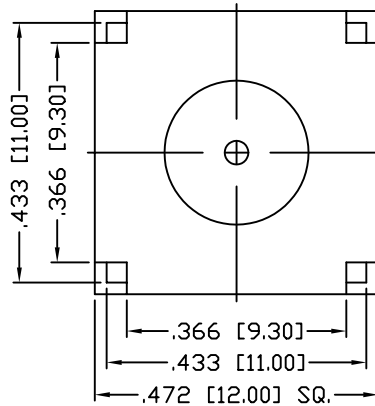
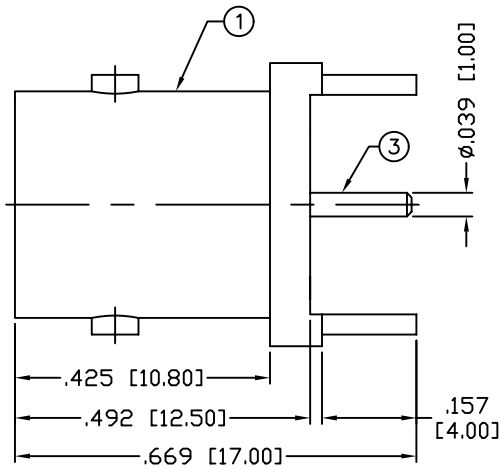


THIS DRAWING CONTAINS INFORMATION PROPRIETARY TO RF INDUSTRIES,  
 ANY UNAUTHORIZED USE OF THIS DRAWING IS EXPRESSLY PROHIBITED  
 WITHOUT WRITTEN PERMISSION FROM RF INDUSTRIES.  
 ANY VIOLATION IS PUNISHABLE UNDER U.S. COPYRIGHT LAWS.

ALL DIMENSIONS ARE REFERENCE ONLY

|          |                     |                    |         |          |
|----------|---------------------|--------------------|---------|----------|
| PART NO. |                     | <b>RFB-1715-11</b> |         |          |
| REV      | DESCRIPTION         | DWN                | DATE    | APPROVED |
| -        | ENGINEERING RELEASE | CZS                | 9/17/01 | JDMc     |
|          |                     |                    |         |          |
|          |                     |                    |         |          |



PCB MOUNTING HOLES

**SPECIFICATIONS:**

IMPEDANCE: 75 Ohms  
 FREQUENCY RANGE: 0-1 GHz  
 WORKING VOLTAGE: 500 V rms @ sea level  
 TEMPERATURE RANGE: -65°C TO 165°C  
 INSULATION RESISTANCE: 5k M Ohms min.

|    |             |     |             |               |           |      |
|----|-------------|-----|-------------|---------------|-----------|------|
| 1  | BODY        | 1   | BRASS       | NICKEL, 100μ" | 008974    |      |
| 2  | INSULATOR   | 1   | PTFE        | ---           |           |      |
| 3  | CONTACT     | 1   | PHOS BRONZE | GOLD, 3μ"     |           |      |
| 4  | LOCK WASHER | 1   | BRASS       | NICKEL, 100μ" |           |      |
| 5  |             |     |             |               |           |      |
| 6  |             |     |             |               |           |      |
| 7  |             |     |             |               |           |      |
| 8  |             |     |             |               |           |      |
| 9  |             |     |             |               |           |      |
| 10 |             |     |             |               |           |      |
| 11 |             |     |             |               |           |      |
| 12 |             |     |             |               |           |      |
| 13 |             |     |             |               |           |      |
| 14 |             |     |             |               |           |      |
| #  | DESCRIPTION | QTY | MATERIAL    | FINISH        | APPROVALS | DATE |

UNLESS OTHERWISE SPECIFIED:

DIMENSIONS ARE IN INCHES  
 AND [MILLIMETERS]  
 UNLESS OTHERWISE NOTED  
 TOLERANCES ARE:

DECIMALS      DIAMETER

**RF connectors**  
 DIVISION OF RF INDUSTRIES, LTD.

7610 MIRAMAR RD  
 SAN DIEGO, CA 92126  
 (858) 549-6340  
 (858) 549-6345 FAX

**BNC JACK**

P.C. MOUNT, RECEPTACLE

|        |             |              |         |
|--------|-------------|--------------|---------|
| SIZE   | CABLE GROUP | DWG NO.      | REV     |
| A      | N/A         | RFB-1715-11  | -       |
| SCALE: | NTS         | CAD FILE     | OUTLINE |
|        |             | SHEET 1 OF 1 |         |