

ENVELOPE / ASSEMBLY DRAWING

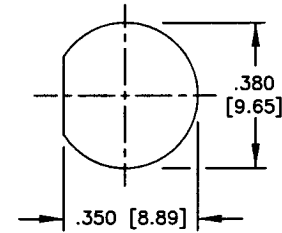
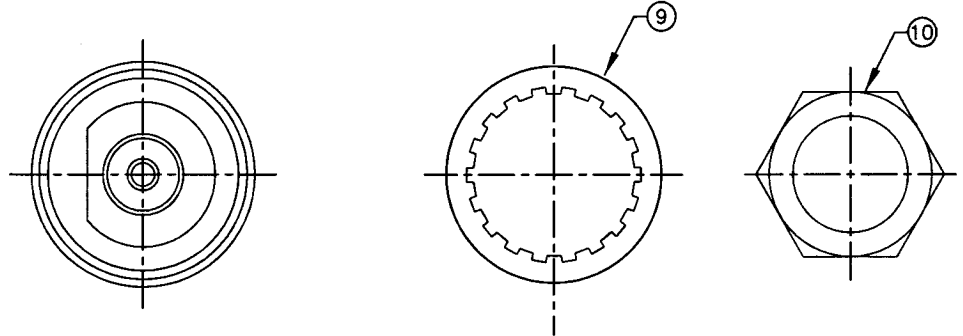
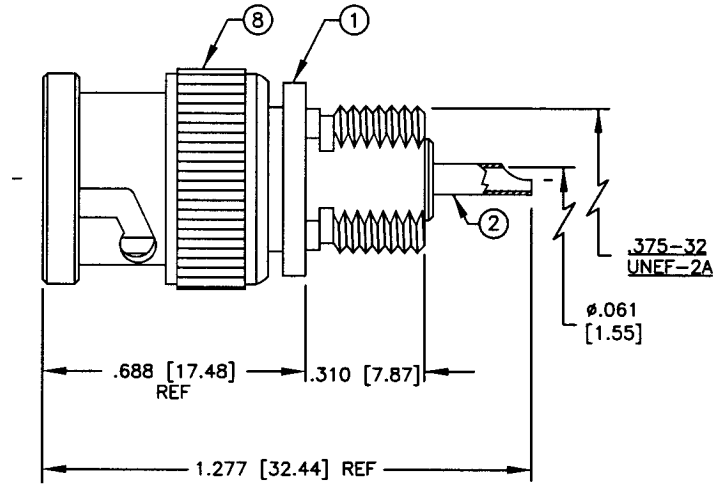
000000

SPECIFICATION CONTROL DRAWING

THIS DRAWING CONTAINS INFORMATION PROPRIETARY TO RF INDUSTRIES, LTD. ANY UNAUTHORIZED USE OF THIS DRAWING IS EXPRESSLY PROHIBITED. ANY VIOLATION IS PUNISHABLE UNDER U.S. COPYRIGHT LAWS.

REV	DESCRIPTION	DWN	DATE	APPROVED
-	ENGINEERING RELEASE	JDM	7/6/00	JDMc

ALL DIMENSIONS ARE REFERENCE ONLY



SPECIFICATIONS:

IMPEDANCE: 50 OHMS
 WORKING VOLTAGE: 500 VRMS @ SEA LEVEL
 FREQUENCY RANGE: 0-4 GHz
 INTERFACE PER MIL-STD-348A, SECTION 301.1

SUGGESTED MOUNTING CONFIGURATION

ITEM	DESCRIPTION	QTY	MATERIAL	FINISH
10	HEX NUT (HEX-375-32E)	1	BRASS	NICKEL
9	LOCK WASHER	1	BRASS	NICKEL
8	SHELL	1	BRASS	NICKEL
7	WASHER	1	BRASS	NICKEL
6	SPRING	1	SK-5	NONE
5	SPLIT LOCK WASHER	1	BRASS	NICKEL
4	GASKET	1	S.I. RUBBER	RED
3	DIELECTRIC	1	TEFLON	NONE
2	CONTACT	1	BRASS	GOLD
1	BODY	1	BRASS	NICKEL

DIMENSIONS ARE IN INCHES AND [MILLIMETERS]

UNLESS OTHERWISE NOTED TOLERANCES ARE:
 DECIMALS DIAMETER

DRAWN	JDMc	7/6/00
CHECKED	ADMc	8-21-00
ORJ DRAWN	K. MAXWELL	6/20/95
APPROVALS		DATE

RFconnectors
 DIVISION OF RF INDUSTRIES, LTD.

7610 MIRAMAR RD
 SAN DIEGO, CA 92126
 (858) 549-6340
 (858) 549-6345 FAX

RFB-1143-03

BNC MALE BULKHEAD

SIZE	CABLE GROUP	DWG NO.	REV
A	N/A	9273	-
SCALE:	2:1	CAD FILE	DETAIL
SHEET			1 OF 1