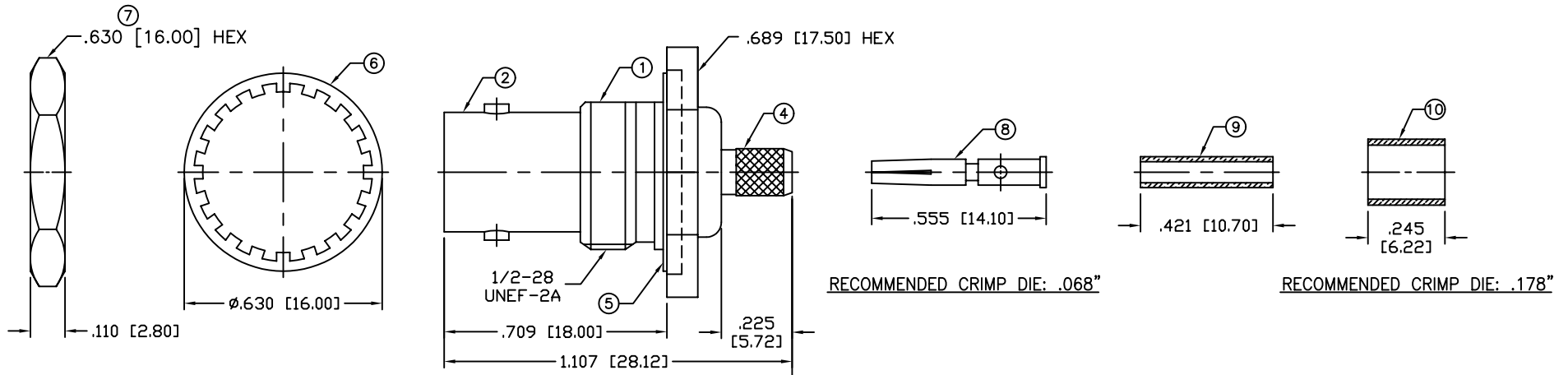


THIS DRAWING CONTAINS INFORMATION PROPRIETARY TO RF INDUSTRIES,
 ANY UNAUTHORIZED USE OF THIS DRAWING IS EXPRESSLY PROHIBITED
 WITHOUT WRITTEN PERMISSION FROM RF INDUSTRIES.
 ANY VIOLATION IS PUNISHABLE UNDER U.S. COPYRIGHT LAWS.

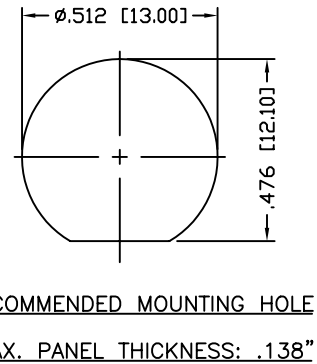
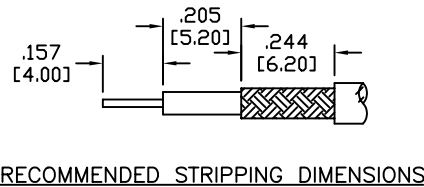
ALL DIMENSIONS ARE REFERENCE ONLY

PART NO. RFB-1117-BT-04				
REV	DESCRIPTION	DWN	DATE	APPROVED
-	ENGINEERING RELEASE	CZS	02/03/03	JDMc
A	CHANGE DIMENSIONS THROUGHOUT	CZS	02/25/03	JDMc



SPECIFICATIONS:

IMPEDANCE: 50 Ohms
 FREQUENCY RANGE: 0-4 GHz
 VSWR: 1.3 Max.
 WORKING VOLTAGE: 500 V rms @ sea level
 TEMPERATURE RANGE: -65°C TO 165°C
 INSULATION RESISTANCE: 5k M Ohms min.
 FOR RG-174, 188, 188A, 316/U, ALPHA 9174, 9316,
 BELDEN 8216, 83269, 83284, 84316 & TIMES LMR-100A CABLE



1	BODY	1	BRASS	NICKEL, 100µ"	008974	
2	BNC BODY	1	BRASS	NICKEL, 100µ"		
3	INSULATOR	1	PTFE	----		
4	FERRULE STUD	1	BRASS	NICKEL, 100µ"		
5	GASKET	1	RUBBER	----		
6	LOCK WASHER	1	BRASS	NICKEL, 100µ"		
7	HEX NUT	1	BRASS	NICKEL, 100µ"		
8	PIN	1	PHOS BRONZE	GOLD, 3µ"		
9	SLEEVE	1	DELRIN	----		
10	FERRULE	1	BRASS	NICKEL, 100µ"		
11					DRAWN	
12					C. ZUNIGA	09/29/05
13					CHECKED	
14					ORJ DRAWN	
					C. ZUNIGA	02/03/03
#	DESCRIPTION	QTY	MATERIAL	FINISH	APPROVALS	DATE

UNLESS OTHERWISE SPECIFIED:

DIMENSIONS ARE IN INCHES AND [MILLIMETERS]
 UNLESS OTHERWISE NOTED TOLERANCES ARE:

DECIMALS	DIAMETER
----------	----------

7610 MIRAMAR RD
 SAN DIEGO, CA 92126
 (858) 549-6340
 (858) 549-6345 FAX

RF connectors
 DIVISION OF RF INDUSTRIES, LTD.

BNC JACK CRIMP

BULKHEAD

SIZE A	CABLE GROUP B	DWG NO. RFB-1117-BT-04	REV A
SCALE: NTS		CAD FILE OUTLINE	SHEET 1 OF 1