

ENVELOPE / ASSEMBLY DRAWING

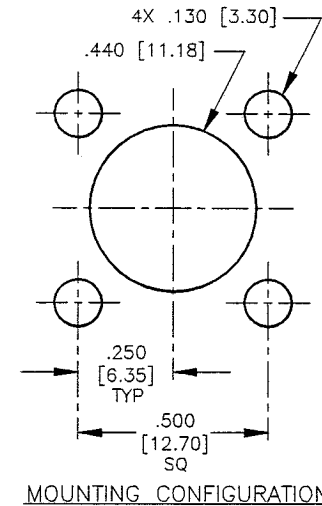
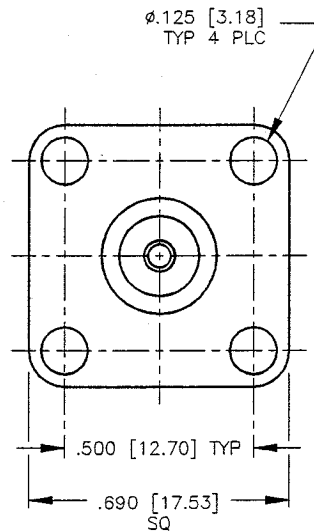
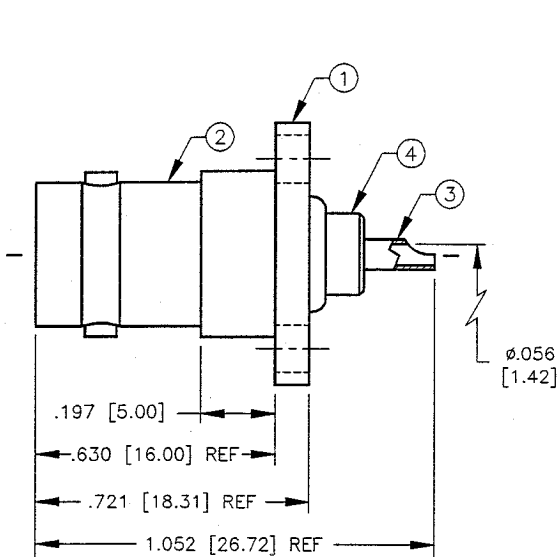
008974

SPECIFICATION CONTROL DRAWING

THIS DRAWING CONTAINS INFORMATION PROPRIETARY TO RF INDUSTRIES, LTD. ANY UNAUTHORIZED USE OF THIS DRAWING IS EXPRESSLY PROHIBITED. ANY VIOLATION IS PUNISHABLE UNDER U.S. COPYRIGHT LAWS.

REV	DESCRIPTION	DWN	DATE	APPROVED
A	ENGINEERING RELEASE	CZS	8/13/99	R. RICE

ALL DIMENSIONS ARE REFERENCE ONLY



SPECIFICATIONS:

IMPEDANCE: 50 OHMS
 WORKING VOLTAGE: 500 VRMS @ SEA LEVEL
 FREQUENCY RANGE: 0-4 GHz
 INTERFACE PER MIL-STD-348, SECTION 301.2

DIMENSIONS ARE IN INCHES AND [MILLIMETERS]

UNLESS OTHERWISE NOTED TOLERANCES ARE:
 DECIMALS DIAMETER

RF connectors
 DIVISION OF RF INDUSTRIES, LTD.

7610 MIRAMAR RD
 SAN DIEGO, CA 92126
 (858) 549-6340
 (858) 549-6345 FAX

RFB-1115

BNC FEMALE 4 HOLE FLANGE

ITEM	DESCRIPTION	QTY	MATERIAL	FINISH
4	DIELECTRIC	1	TEFLON	NONE
3	CONTACT	1	PHOS BRONZE	GOLD
2	PRESS-FIT BODY	1	BRASS	NICKEL
1	BODY	1	BRASS	NICKEL

APPROVALS	DATE
DRAWN C. ZUNIGA	8/13/99
CHECKED <i>C. Zuniga</i>	8/16/99
OR'D DRAWN C. ZUNIGA	8/13/99

SIZE	CABLE GROUP	DWG NO.	REV
A	N/A	9228	A
SCALE: 2:1		CAD FILE 13ARC B	SHEET 1 OF 1