

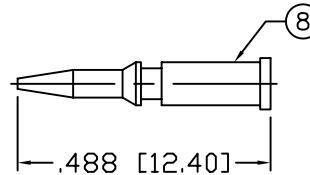
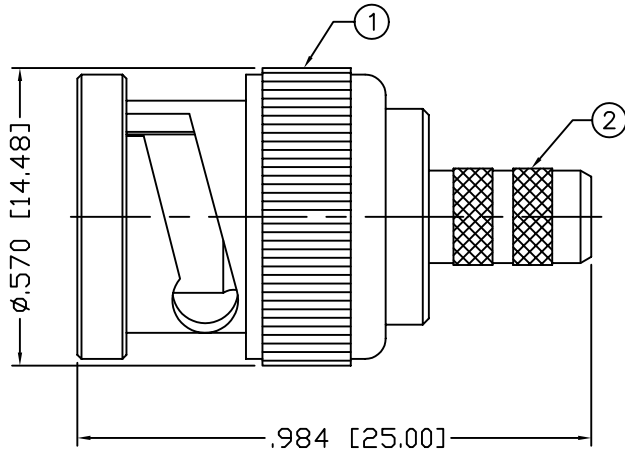
THIS DRAWING CONTAINS INFORMATION PROPRIETARY TO RF INDUSTRIES,
 ANY UNAUTHORIZED USE OF THIS DRAWING IS EXPRESSLY PROHIBITED
 WITHOUT WRITTEN PERMISSION FROM RF INDUSTRIES.
 ANY VIOLATION IS PUNISHABLE UNDER U.S. COPYRIGHT LAWS.

ALL DIMENSIONS ARE REFERENCE ONLY

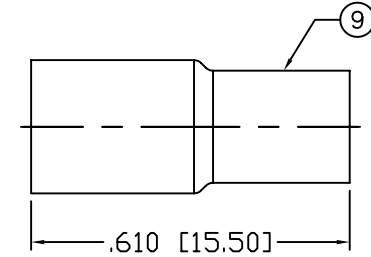
PART NO.

RFB-1107-7

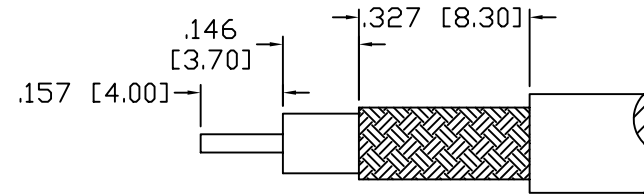
REV	DESCRIPTION	DWN	DATE	APPROVED
-	ENGINEERING RELEASE	CZS	5/20/99	JDMc
A	CHANGE FERRULE STUD	CZS	4/13/05	JDMc



RECOMMENDED CRIMP DIE: .068"



RECOMMENDED CRIMP DIE: .213"



RECOMMENDED STRIPPING DIMENSIONSS

SPECIFICATIONS:

IMPEDANCE: 50 Ohms
 FREQUENCY RANGE: 0-4 GHz
 VSWR: 1.3 Max.
 WORKING VOLTAGE: 500 V rms @ sea level
 TEMPERATURE RANGE: -65°C TO 85°C
 INSULATION RESISTANCE: 5k M Ohms min.
 FOR MOTOROLA WHITE TEFLON, BELDEN 82907, 88240 & 89907,
 RG-122/U & TIMES MSI-15 CABLE

1	SHELL	1	BRASS	NICKEL, 100μ ²	008974	
2	BODY	1	BRASS	NICKEL, 100μ ²		
3	INSULATOR	1	PTFE	----		
4	GASKET	1	RUBBER	----		
5	RETAINING RING	1	BRASS	NICKEL, 100μ ²		
6	SPRING	1	SK5	NICKEL, 100μ ²		
7	WASHER	1	BRASS	NICKEL, 100μ ²		
8	PIN	1	BRASS	GOLD, 3μ ²		
9	FERRULE	1	COPPER	NICKEL, 100μ ²		
10					DRAWN	
11					C. ZUNIGA	4/13/05
12					CHECKED	
13					ORJ DRAWN	
14					C. ZUNIGA	02/06/06
#	DESCRIPTION	QTY	MATERIAL	FINISH	APPROVALS	DATE

UNLESS OTHERWISE SPECIFIED:

 DIMENSIONS ARE IN INCHES AND [MILLIMETERS]
 UNLESS OTHERWISE NOTED TOLERANCES ARE:
 DECIMALS DIAMETER

RF connectors
 DIVISION OF RF INDUSTRIES, LTD.
 7610 MIRAMAR RD
 SAN DIEGO, CA 92126
 (858) 549-6340
 (858) 549-6345 FAX

BNC PLUG, CRIMP

SIZE	CABLE GROUP	DWG NO.	REV
A	M	RFB-1107-7	A
SCALE:	NTS	CAD FILE	OUTLINE
		SHEET	1 OF 1