

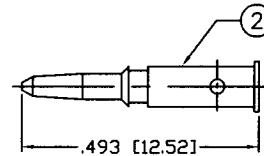
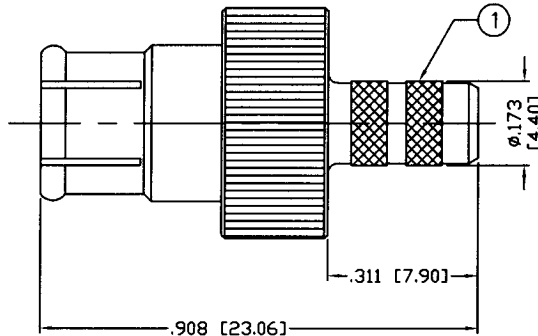
THIS DRAWING CONTAINS INFORMATION PROPRIETARY TO RF INDUSTRIES,
 ANY UNAUTHORIZED USE OF THIS DRAWING IS EXPRESSLY PROHIBITED
 WITHOUT WRITTEN PERMISSION FROM RF INDUSTRIES.
 ANY VIOLATION IS PUNISHABLE UNDER U.S. COPYRIGHT LAWS.

ALL DIMENSIONS ARE REFERENCE ONLY

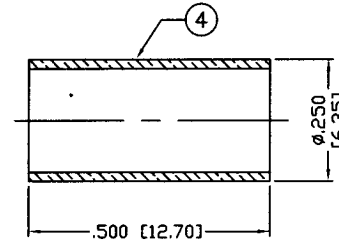
PART NO.

RFB-1106-9

REV	DESCRIPTION	DWN	DATE	APPROVED
A1	ENGINEERING RELEASE	CJ	6/22/92	J. BENZ
A2	CHANGE FERR STUD & KNURLING / RPLS DWG #7614	DM	12/7/94	J. BENZ
B	CHG FROM RG-59/U TO RG-58/U / CHANGES THROUGHOUT	KMM	8/4/94	R. RICE
C	CHANGE FER STUD TO KNURL / UPDATE FORMAT & SPECS	CZS	6/1/04	JDMc



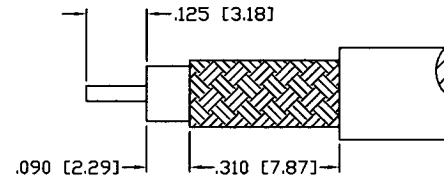
RECOMMENDED CRIMP DIE: .068"



RECOMMENDED CRIMP DIE: .213"

SPECIFICATIONS:

IMPEDANCE: 50 Ohms
 FREQUENCY RANGE: 0-4 GHz
 WORKING VOLTAGE: 500 V rms @ sea level
 TEMPERATURE RANGE: -65°C TO 165°C
 INSULATION RESISTANCE: 5k M Ohms min.
 FOR RG-58, 58A, 58C, 141, 141A, BELDEN 8240, 9907
 8259, 8262, 9201, 9203, 9310, 9311 & COMM/SCOPE 0268



RECOMMENDED STRIPPING DIMENSIONS

1	BODY	1	BRASS	NICKEL, 100μ"	000000	
2	PIN	1	BRASS	GOLD, 3μ"		
3	INSULATOR	1	DELTRIN	---		
4	FERRULE	1	BRASS	NICKEL, 100μ"		
5						
6						
7						
8						
9						
10						
11						
12						
13						
14						
#	DESCRIPTION	QTY	MATERIAL	FINISH	APPROVALS	DATE

UNLESS OTHERWISE SPECIFIED:

DIMENSIONS ARE IN INCHES AND [MILLIMETERS]
 UNLESS OTHERWISE NOTED TOLERANCES ARE:

DECIMALS	DIAMETER
----------	----------

DRAWN C. ZUNIGA 6/1/04
 CHECKED [Signature] 6-1-04
 ORJ DRAWN C. JONES 6/22/92

RF connectors
 DIVISION OF RF INDUSTRIES, LTD.

7610 MIRAMAR RD
 SAN DIEGO, CA 92126
 (858) 549-6340
 (858) 549-6345 FAX

BNC PLUG, CRIMP

QUICK DISCONNECT

SIZE A	CABLE GROUP C	DWG NO. RFB-1106-9	REV C
SCALE: NTS		CAD FILE OUTLINE	SHEET 1 OF 1