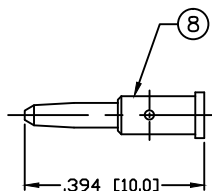
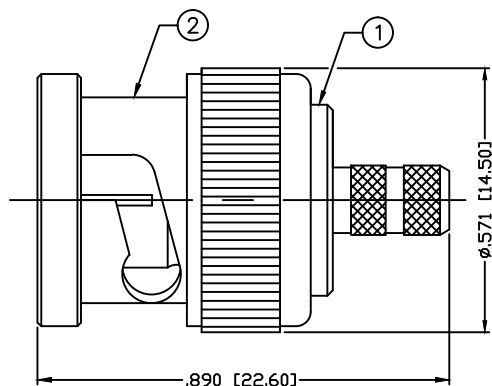


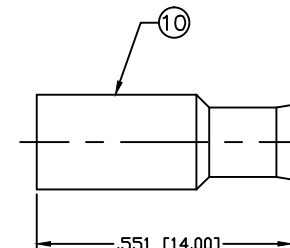
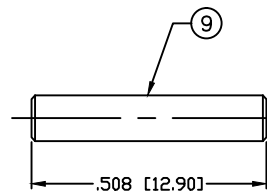
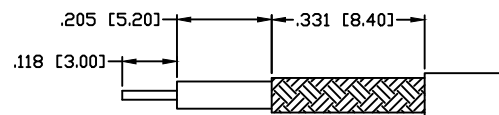
PART NO.

RFB-1106-5

REV	DESCRIPTION	DWN	DATE	APPROVED
A	ENGINEERING RELEASE	CZS	8/12/99	R. RICE
B	CHANGE FORMAT & DWG # 9226	GGG	02/4/02	JDMc



RECOMMENDED CRIMP DIE: .068"

RECOMMENDED CRIMP
DIE: 130" & .178"RECOMMENDED
STRIPPING DIMENSIONS**SPECIFICATIONS:**

IMPEDANCE: 50 Ohms
 FREQUENCY RANGE: 0-4 GHz
 VSWR: 1.3 Max.
 WORKING VOLTAGE: 500 V rms @ sea level
 TEMPERATURE RANGE: -65°C TO 85°C
 INSULATION RESISTANCE: 5k M Ohms min.
 FOR RG-174, 188, 188A, 316/U, ALPHA 9174, 9316,
 BELDEN 8216, 83269, 83284, 84316 & TIMES LMR-100A CABLE

#	DESCRIPTION	QTY	MATERIAL	FINISH
1	BODY	1	BRASS	NICKEL, 100μ"
2	SHELL	1	BRASS	NICKEL, 100μ"
3	INSULATOR	1	PTFE	---
4	GASKET	1	RUBBER	---
5	RETAINING RING	1	BRASS	NICKEL, 100μ"
6	SPRING	1	SK5	NICKEL, 100μ"
7	WASHER	1	BRASS	NICKEL, 100μ"
8	PIN	1	BRASS	GOLD, 3μ"
9	INSERT	1	DELTRIN	---
10	FERRULE	1	BRASS	NICKEL, 100μ"

CUSTOMER
OUTLINE DRAWINGALL DIMENSIONS
ARE REFERENCE ONLYUNLESS OTHERWISE SPECIFIED:
DIMENSIONS ARE IN INCHES
AND [MILLIMETERS]DRAWN
G. GALLEGOS 02/4/02
CHECKEDORJ DRAWN
C. ZUNIGA XXXXXX**RoHS
COMPLIANT**

PROPRIETARY AND CONFIDENTIAL
 THIS DRAWING CONTAINS
 INFORMATION PROPRIETARY TO
 RF INDUSTRIES. ANY
 UNAUTHORIZED USE OF THIS
 DRAWING IS EXPRESSLY
 PROHIBITED WITHOUT WRITTEN
 PERMISSION FROM RF
 INDUSTRIES. ANY VIOLATION IS
 PUNISHABLE UNDER U.S.
 COPYRIGHT LAWS.

RFconnectors

7610 MIRAMAR RD.
 SAN DIEGO, CA 92126
 (858) 549-6340
 DIVISION OF RF INDUSTRIES, LTD. (858) 549-6345 FAX

BNC PLUG CRIMP

SIZE	CABLE GROUP	DWG NO.	REV
A	B	RFB-1106-5	B
SCALE:	ENGINEERING ID:	008974	SHEET 1 OF 1
NTS			