

ENVELOPE / ASSEMBLY DRAWING

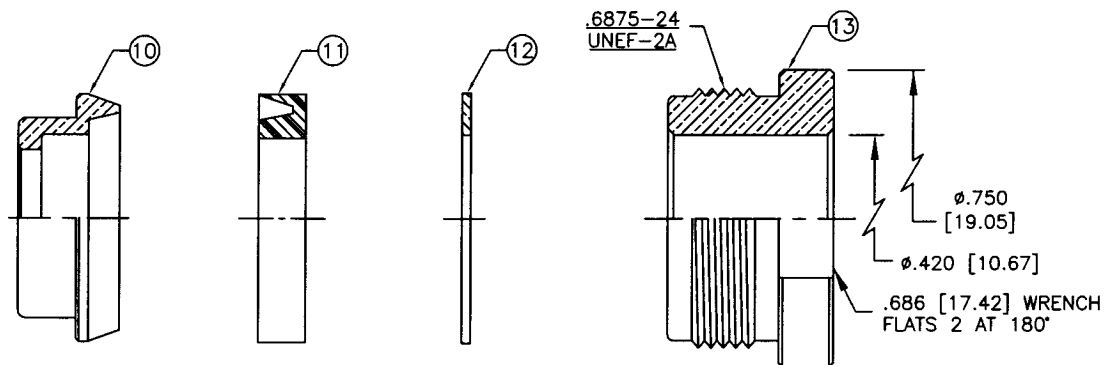
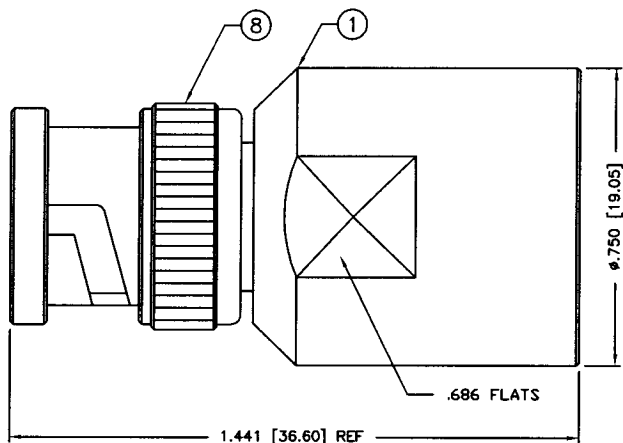
000000

SPECIFICATION CONTROL DRAWING

THIS DRAWING CONTAINS INFORMATION PROPRIETARY TO RF INDUSTRIES, LTD. ANY UNAUTHORIZED USE OF THIS DRAWING IS EXPRESSLY PROHIBITED. ANY VIOLATION IS PUNISHABLE UNDER U.S. COPYRIGHT LAWS.

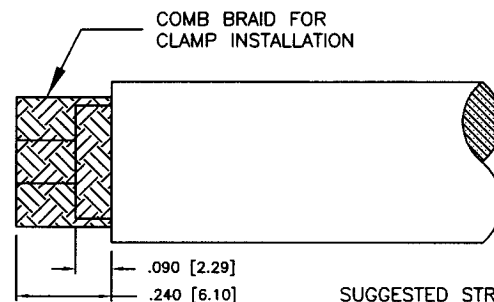
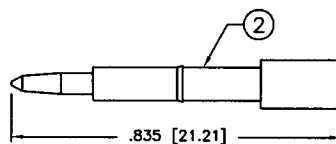
REV	DESCRIPTION	DWN	DATE	APPROVED
A3	CHANGE PIN & DIE CONFIG \ RPLS DWG #7780	PB	10/26/92	J. BENZ
B	CHANGE CLAMP / PIN / DIE CONFIGURATION	KMM	1/11/95	R. RICE
C	CHANGE BACK NUT FROM HEX TO WRENCH FLATS	KMM	6/6/96	R. RICE
D	CHANGE DIMENSIONS THROUGHOUT, REPOSITIONED ITEM 8	CZS	7/6/00	J. D. McR.

ALL DIMENSIONS ARE REFERENCE ONLY



SPECIFICATIONS:

IMPEDANCE: 50 OHMS
 WORKING VOLTAGE: 500 VRMS @ SEA LEVEL
 FREQUENCY RANGE: 0-4 GHz
 INSERTION LOSS: \leq -.2dB @ 3 GHz
 VSWR MAX: 1.4:1 @ 3 GHz
 FOR RG-8, 8A, 213/U, BELDEN 8267, 9251 & 9880
 INTERFACE PER MIL-STD-348, SECTION 301.1



SUGGESTED STRIP INSTRUCTIONS
 SUGGESTED CRIMP DIE: .100

ITEM	DESCRIPTION	QTY	MATERIAL	FINISH
13	END NUT	1	BRASS	NICKEL
12	WASHER	1	BRASS	NICKEL
11	GASKET	1	S.I. RUBBER	RED
10	CLAMP	1	BRASS	NICKEL
9	PRESS FIT WASHER	1	BRASS	NICKEL
8	SHELL	1	BRASS	NICKEL
7	WASHER	1	BRASS	NICKEL
6	SPRING	1	BRASS	NONE
5	SPLIT LOCK WASHER	1	BRASS	NICKEL
4	GASKET	1	S.I. RUBBER	RED
3	DIELECTRIC	1	DELTRIN	NONE
2	CONTACT	1	BRASS	GOLD
1	BODY	1	BRASS	NICKEL

DIMENSIONS ARE IN INCHES AND [MILLIMETERS]
 UNLESS OTHERWISE NOTED TOLERANCES ARE:
 DECIMALS DIAMETER

DRAWN	C. ZUNIGA	7/6/00
CHECKED	[Signature]	7-6-00
ORJ DRAWN	S. SMITH	7/11/90
APPROVALS		DATE

7610 MIRAMAR RD
 SAN DIEGO, CA 92126
 (858) 549-6340
 (858) 549-6345 FAX

RFconnectors

DIVISION OF RF INDUSTRIES, LTD.

RFB-1101-1EN

BNC MALE CLAMP

SIZE	CABLE GROUP	DWG NO.	REV
A	E	RFB-1101-1EN	D
SCALE:	2:1	CAD FILE	D:\DETAIL1
		SHEET 1 OF 1	