

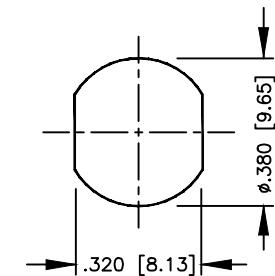
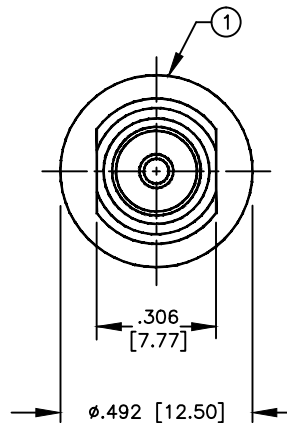
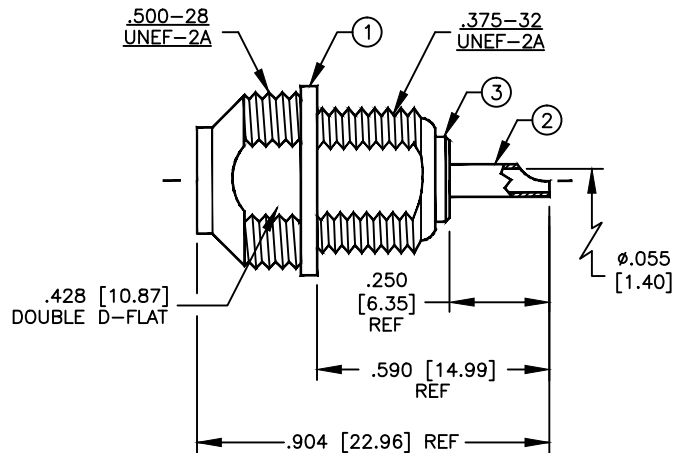
SPECIFICATION CONTROL DRAWING

THIS DRAWING CONTAINS INFORMATION PROPRIETARY TO RF INDUSTRIES, LTD. ANY UNAUTHORIZED USE OF THIS DRAWING IS EXPRESSLY PROHIBITED. ANY VIOLATION IS PUNISHABLE UNDER U.S. COPYRIGHT LAWS.

REV	DESCRIPTION	DWN	DATE	APPROVED
A	ENGINEERING RELEASE	CZS	12/1/98	R. RICE

ALL DIMENSIONS ARE REFERENCE ONLY

008974



SUGGESTED MOUNTING CONFIG

SPECIFICATIONS:

IMPEDANCE: 50 OHMS

DIMENSIONS ARE IN INCHES AND [MILLIMETERS]

UNLESS OTHERWISE NOTED TOLERANCES ARE:

DECIMALS DIAMETER

*RF*connectors

DIVISION OF RF INDUSTRIES, LTD.

7610 MIRAMAR RD
SAN DIEGO, CA 92126
(619)549-6340
(619)549-6345 FAX

PT-4010-062

UNIDAPT BULKHEAD, FRONT MOUNT

ITEM	DESCRIPTION	QTY	MATERIAL	FINISH
4	DIELECTRIC	1	PTFE	NONE
3	DIELECTRIC	1	PTFE	NONE
2	CONTACT	1	BRASS	GOLD
1	BODY	1	BRASS	SILVER

DRAWN C. ZUNIGA	12/1/98
CHECKED	
ORJ DRAWN C. ZUNIGA	12/1/98
APPROVALS	DATE

SIZE A	CABLE GROUP N/A	DWG NO. 8983	REV A
SCALE: 2:1		CAD FILE 13ARC B	SHEET 1 OF 1