



INSIDE RF INDUSTRIES
A Letter of News and New Products — 2007, Issue 2

RFA-4420 Cable Devil™



NEW!



CONNECTORS NEW "CABLE DEVIL" PREPARATION TOOL conveniently cleans away jacket and dielectric without scoring. Perfect for scraping bonded dielectric from center conductors. The tool bevels and removes burrs from center conductor with one easy twist.

Features:

- Durable plastic body • Fits comfortably in either hand
- Long-lasting reversible teeth • Integrated bevel tool



RFA-4400 Cable Stripper Series



NEW!



CONNECTORS NEW CABLE STRIPPERS easily cut jacket, braid and dielectric in one step. They quickly prepare LMR-400® cable for specific N male connectors. There is no stripping guesswork.

Features:

- Ergonomic design • Tool steel twin blades in easily replaced cartridges • Cartridges configured for specific connectors • Cartridges interchangeable within series



RFA-4400-1 — prepares LMR-400 for RFN-1006-3I (3 pc crimp connector)

RFA-4400-01C = replacement cartridge

RFA-4400-02 — prepares LMR-400 for RFN-1006-8I or RFN-1006-9I (2 pc crimp connector)

RFA-4400-02C = replacement cartridge

LMR is a registered trademark of Times Microwave Systems.

ONE KIT DOES IT ALL!

RFA-4511 kits provide everything for LMR-400® N connector installation

LMR is a registered trademark of Times Microwave Systems.



All items available separately

Kit includes 25 connectors for LMR-400 (see below) Connectors for LMR-600 coming soon.

Assembly Instructions

Professional Grade Crimp Tool and Die
RFA-4009-205

Cable Devil™ Preparation Tool
RFA-4420

Professional Grade Cable Cutter
RFA-4206

1-Step Cable Stripper Series
RFA-4400-01 or -02

Select from 3 kit variations, each with 25 N Crimp Connectors below.



RFN-1006-3I
3-pc. with knurling for LMR-400
Kit: RFA-4511-01



RFN-1006-8I
Solderless, captive pin for LMR-400
Kit: RFA-4511-02



RFN-1006-9I
Solderless, captive pin with hex nut for LMR-400
Kit: RFA-4511-03

When and where was the Ferris wheel introduced?



RETURN SERVICE REQUESTED

PERMIT NO. 3948
SAN DIEGO, CA
PAID
U.S. POSTAGE
STANDARD
PRESORTED

RF INDUSTRIES
7610 Miramar Rd.
San Diego, CA 92126



CONNECTING THE WORLD.

800-233-1728

Fax: (858)549-6345

Email: rfi@rfindustries.com

Web: www.rfindustries.com

WORSWICK — Fiber Optic Cables



THERE'S NO QUESTION THAT FIBER OPTICS IS SUPERIOR to copper wire and is the favored mode of signal transmission. Fiber can span long distances, providing the backbone for many network systems. Fiber optics is also superior due to its ability to operate at higher transmission speeds compared to cable and with greater bandwidth capability.

Fiber optic cable is also highly resistant to electromagnetic noise produced by radios, motors or other nearby cables. The two most common types of fiber cables are multimode and single mode. The more expensive multimode will handle several thousand modes of signal transmission over medium distances, while single mode provides an optimized transmission of a single carrier over a great distance. Common connectors for fiber are ST, SC and LC.

At OddCables.com, we stock a wide range of fiber cables to accommodate your home or office networking applications. We also have a knowledgeable technical staff to help you select the right cable for your application.


OddCables.com

WORSWICK Industries



Contact Worswick Industries at (888) 265-2941 or www.OddCables.com.

ANSWER: Chicago, 1893



The first ferris wheel was designed by George W. Ferris, a bridge-builder from Pittsburgh, Pennsylvania. He built the Ferris Wheel for the 1893 World's Fair, which was held in Chicago to commemorate the 400th anniversary of Columbus's landing in America. The Chicago Fair's organizers wanted something that would rival the Eiffel Tower. Gustave Eiffel had built the tower for the Paris World's Fair of 1889, which honored the 100th anniversary of the French Revolution.

INSIDE **RF** INDUSTRIES

Published Quarterly — Linda Heida, Editor.
Please contact us for more information on any product or service.

RF NEULINK — Radio Modems

Sometimes the best products are in your own backyard.

NL6000 & NL5000 VHF/UHF Radio Modems
Compact Size, Best Price / Performance in Class

rfneulink
DIVISION OF RF INDUSTRIES
800-233-1728 www.rfneulink.com

RF CABLE ASSEMBLY — Custom Labeling


RF CABLE ASSEMBLY CAN PRODUCE a wide variety of custom printed, heat-shrink labels for customer applications.

Some Features:

- Text, numbers, logos, symbols, bar codes
- Selected color shrink
- Selected color printing
- .125 to .600 inch diameter cables
- Custom length shrink and printing

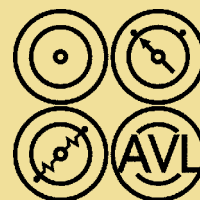
Call (800) 233-1728 toll free for more information or to discuss custom applications.

AVIEL ELECTRONICS — Quick Disconnect Connectors with Lanyard Release



AVIEL ELECTRONICS' QUICK DISCONNECT CONNECTORS with Lanyard Release disengage from each other when applying an axial force to the attached lanyard, but will not disengage when applying axial force to the coaxial cable. Our design ensures that the connectors will remain securely mated in their application until a quick disengagement is required and prevents unintentional disengagement from coaxial cable tension.

With the versatility of a slide-on connector and secure connection of a standard coupling nut connector, these Quick Disconnect Connectors with Lanyard Release offer the best solution for a variety of applications. Whether you need your connector to disengage during launch or you want to reduce the setup time of connecting and disconnecting your test equipment, our Quick Disconnect Connectors with Lanyard Release is the solution. Since we custom manufacture these connectors in our Las Vegas, Nevada factory, we offer them in various line sizes, materials and finishes.



The Quick Disconnect Connectors with Lanyard Release shown here have a performance rating compliant with MIL-PRF-39012 TNC connectors*. The engagement force does not exceed 7 pounds and disengagement force is between 1.5 to 9 pounds with the Lanyard pull angle 10° maximum from the axis of the connector.

*Note: Doesn't mate with standard TNC interface.

Call (877) 805-7381 toll free for more information or to discuss custom applications

BIOCONNECT — Custom Connector Developed



Low-profile yoke and mating connector provides longwear comfort.

FROM THE BIOCONNECT ENGINEERING TEAM comes yet another innovative patient cable. Our new addition answers a need for a robust, yet very small profile, cable to be used with today's compact "Holter" type event recorders. Because the cable leads are attached to the patient and worn over a period of hours and days, this cable's design must satisfy user's comfort issues while insuring performance and reliable connectivity. This new five-lead cable features gold plated "no-touch" pins terminating color coded, shielded snap leads that are molded into a single, unitized Santoprene® plug. This polarized, 6-pin plug is designed with a unique passive locking mechanism for positive retention. This allows easy, error-proof insertion and extraction while retaining signal connectivity. The ANSI/AAMI EC-53 1995 Standard for ECG Cables and Leadwires and IEC60601-1 requirements are met by this new design. The mating connector for this new cable is also designed and manufactured by Bioconnect. It is a molded circuit board header housing with gold-plated, caged jack contacts. This assembly is made to be affixed directly to a circuit board or can be mounted to the device enclosure.