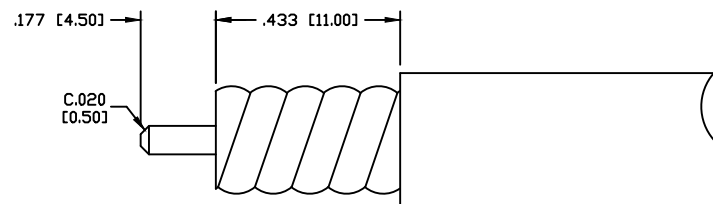
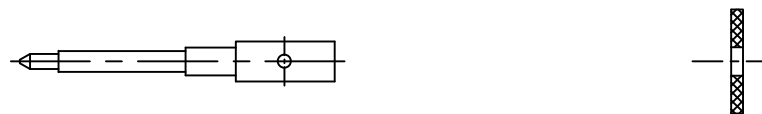
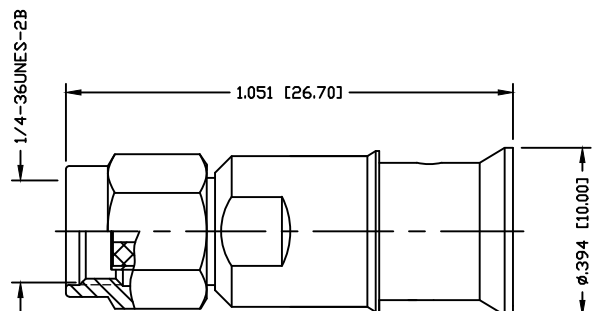


PART NO.

RSA-3500-HPL

REV	DESCRIPTION	DWN	DATE	APPROVED
-	ENGINEERING RELEASE	CZS	03/16/15	JDMc



RECOMMENDED STRIPING DIMENSIONS

SPECIFICATIONS:

IMPEDANCE: 50 Ohms
 FREQUENCY RANGE: 0-3 GHz
 VSWR: <1.15:1 THRU 3GHz
 PIM: ≤ -155 dBc
 DIELECTRIC WITHSTANDING VOLTAGE: 1500V/AC
 INSULATION RESISTANCE: 10000MOHMS
 TEMPERATURE RANGE: -40°C TO 155°C
 MECHANICAL DURABILITY: 500 CYCLES

#	DESCRIPTION	QTY	MATERIAL	FINISH
7	SHELL	1	BRASS	WHITE BRONZE
6	SPACER	1	EPVC	----
5	RETAINING RING	1	Be.Cu.	WHITE BRONZE
4	GASKET	1	RUBBER	----
3	PIN	1	BRASS	SILVER
2	INSULATOR	1	PTFE	----
1	BODY	1	BRASS	WHITE BRONZE

CUSTOMER
OUTLINE DRAWINGALL DIMENSIONS
ARE REFERENCE ONLYUNLESS OTHERWISE SPECIFIED:
DIMENSIONS ARE IN INCHES
AND [MILLIMETERS]DRAWN
C. ZUNIGA 03/16/15
CHECKEDORJ DRAWN
C. ZUNIGA 03/16/15**RoHS
COMPLIANT**

PROPRIETARY AND CONFIDENTIAL
 THIS DRAWING CONTAINS
 INFORMATION PROPRIETARY TO
 RF INDUSTRIES, ANY
 UNAUTHORIZED USE OF THIS
 DRAWING IS EXPRESSLY
 PROHIBITED WITHOUT WRITTEN
 PERMISSION FROM RF
 INDUSTRIES. ANY VIOLATION IS
 PUNISHABLE UNDER U.S.
 COPYRIGHT LAWS.

RFconnectors

7610 MIRAMAR RD.
 SAN DIEGO, CA 92126
 (858) 549-6340
 DIVISION OF RF INDUSTRIES, LTD. (858) 549-6345 FAX

SMA PLUG SOLDER

SIZE	CABLE GROUP	DWG NO.	REV
A	N/A	RSA-3500-HPL	—
SCALE:	ENGINEERING ID:	SHEET 1 OF 1	
NTS	1787		