

PART NO.

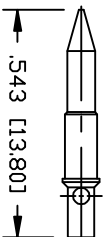
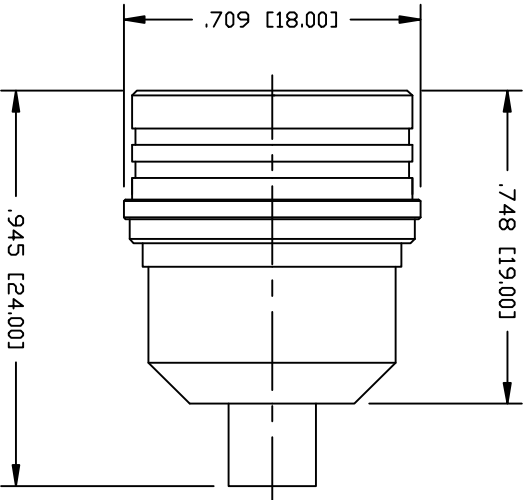
**RQN-1300-SR2**

REV / DESCRIPTION

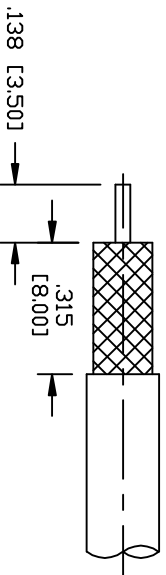
DWN DATE APPROVED

— ENGINEERING RELEASE

CZS 06/30/16 JDMC



REAR INSULATOR



RECOMMENDED STRIPPING DIMENSIONS

**SPECIFICATIONS:**

IMPEDANCE: 50 Ohms  
 FREQUENCY RANGE: 0-6 GHz  
 VSWR: 1.15 @ 3 GHz  
 IM 3RD Order: S-155 dBc  
 WORKING VOLTAGE: 1k V rms @ sea level  
 TEMPERATURE RANGE: -55°C TO 165°C  
 INSULATION RESISTANCE: 5k M Ohms min.  
 COMPLIANT: RoHS

9	SHRINK TUBE	1	RUBBER	BLACK
8	REAR SPRING RING	1	BE:CU	WHITE BRONZE
7	O-RING	1	SILICONE	RED
6	OUTER SHELL	1	BRASS	WHITE BRONZE
5	LOCK RING	1	BE:CU	WHITE BRONZE
4	CONTACT	1	BRASS	SILVER
3	INSULATOR, REAR	1	PTFE	---
2	INSULATOR	1	PTFE	---
1	BODY	1	BRASS	WHITE BRONZE
#	DESCRIPTION	QTY	MATERIAL	WHITE FINISH

CUSTOMER  
 OUTLINE DRAWING  
 ALL DIMENSIONS  
 ARE REFERENCE ONLY  
 UNLESS OTHERWISE SPECIFIED:  
 DIMENSIONS ARE IN INCHES  
 AND [MILLIMETERS]

BRANN  
 JDM  
 CHECKED  
 06/30/16  
 06/30/16  
 C. ZUNIGA

PROPRIETARY AND CONFIDENTIAL  
 THIS DRAWING CONTAINS  
 INFORMATION PROPRIETARY TO  
 RF INDUSTRIES. ANY  
 UNAUTHORIZED USE OF THIS  
 DRAWING IS EXPRESSLY  
 PROHIBITED WITHOUT WRITTEN  
 PERMISSION FROM RF  
 INDUSTRIES. ANY VIOLATION IS  
 PUNISHABLE UNDER U.S.  
 COPYRIGHT LAWS.

**RF Industries**  
 DIVISION OF RF INDUSTRIES, LTD.  
 7610 MIRAMAR RD.  
 SAN DIEGO, CA 92126  
 (858) 549-6340  
 (858) 549-6346 FAX

**QNM MALE FOR TFF-402**

SIZE: CABLE GROUP: DWG. NO. REV.  
 A SR2 RQN-1300-SR2 —  
 SCALE: NTS ENGINEERING ID: 000000 SHEET 1 OF 1