

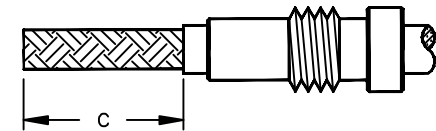
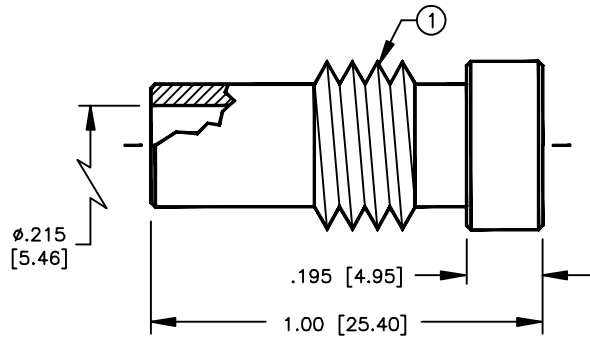
SPECIFICATION CONTROL DRAWING

THIS DRAWING CONTAINS INFORMATION PROPRIETARY TO RF INDUSTRIES, LTD. ANY UNAUTHORIZED USE OF THIS DRAWING IS EXPRESSLY PROHIBITED. ANY VIOLATION IS PUNISHABLE UNDER U.S. COPYRIGHT LAWS.

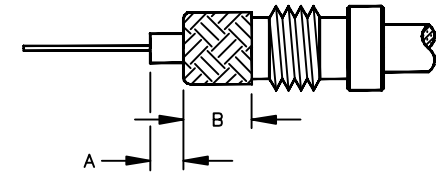
REV	DESCRIPTION	DWN	DATE	APPROVED
C	ADD BODY OD DIM / STANDARDIZE	KMM	1/15/96	R. RICE
D	CREATE ENVELOPE DRAWING	CZS	6/11/97	R. RICE
E	ENLARGE BODY ID	KMM	5/28/98	R. RICE
F	CHANGE STRIPPING INSTRUCTIONS	CZS	11/4/99	R. RICE

000000

ALL DIMENSIONS ARE REFERENCE ONLY



FOLD BRAID BACK OVER REDUCER AND TRIM TO .350 [8.89]



RFI P/N	A	B	C
RFU-501	.17 [4.3]	.35 [8.9]	.82 [20.8]
RFU-1001-S	.060 [1.52]	.35 [8.9]	.49 [20.4]

SUGGESTED STRIPPING INSTRUCTIONS

SPECIFICATIONS:

- (C) FOR RG-58, 58A, 58C, 141, 141A, BELDEN 8240, 8259, 8262, 9201, 9203, 9310, 9311 & COMM/SCOPE 0268
 - (C1) FOR RG-55, 55A, 55B, 142, 142A, 142B, 223 & 400/U, ALPHA 9055, 9055B, 9223, BELDEN 8219, 83242, 84142, 9907
 - (C2) FOR TIMES LMR-200, ALPHA 9848 & MSI-22
- SILVER FINISH: 30 MICROINCHES OVER BRASS
 REMOVE ALL BURRS & BREAK ALL SHARP EDGES
 ALL CORNERS TO BE .010 R MAX
 ALL DIAMETERS TO BE CONCENTRIC WITHIN .005

DIMENSIONS ARE IN INCHES AND [MILLIMETERS]

UNLESS OTHERWISE NOTED TOLERANCES ARE:
 DECIMALS DIAMETER

DRAWN C. ZUNIGA 11/4/99

CHECKED

ORJ DRAWN S. SMITH 6/28/90

APPROVALS DATE

RF connectors

DIVISION OF RF INDUSTRIES, LTD.

7610 MIRAMAR RD
 SAN DIEGO, CA 92126
 (858) 549-6340
 (858) 549-6345 FAX

RFU-530-S \ UG-175/U

REDUCER / ADAPTER

SIZE A	CABLE GROUP C, C1, C2	DWG NO. 8596	REV F
-----------	--------------------------	-----------------	----------

SCALE: 2:1

CAD FILE 13ARC B

SHEET 1 OF 1

ITEM	DESCRIPTION	QTY	MATERIAL	FINISH
1	BODY	1	BRASS	SILVER