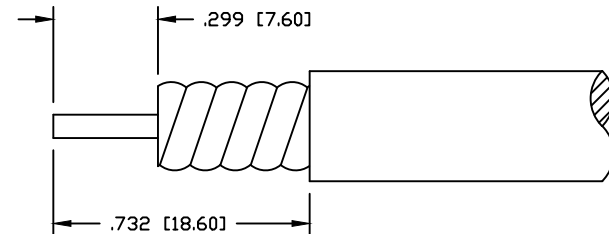
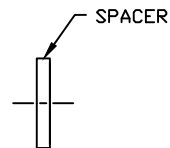
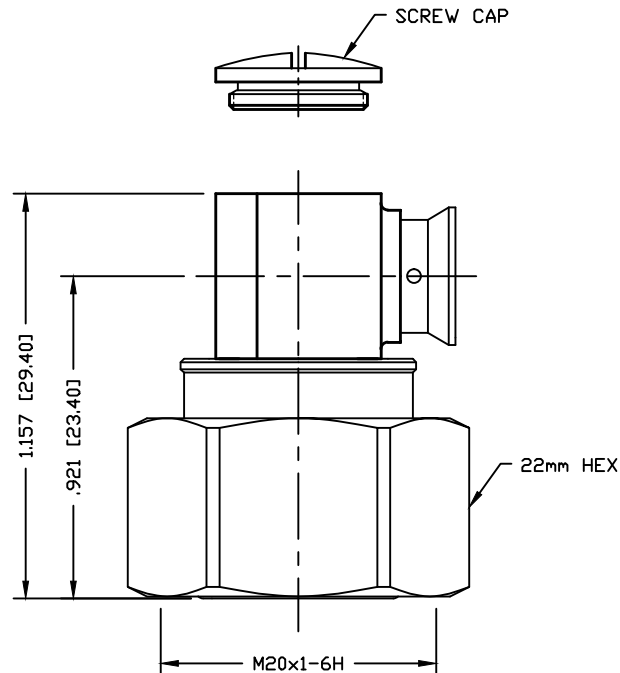


PART NO.

**RFD-43MRA-HPL**

REV	DESCRIPTION	DWN	DATE	APPROVED
-	ENGINEERING RELEASE	CZS	10/27/16	JDMc



RECOMMENDED STRIPPING DIMENSIONS

**SPECIFICATIONS:**

IMPEDANCE: 50 OHMS  
 FREQUENCY RANGE: DC-3GHz  
 VSWR MAX: <1.15:1 @ DC-3 GHz  
 3rd ORDER IM: ≤-160 dBc  
 INSULATION RESISTANCE: 5000MΩ  
 OPERATING TEMPERATURE: -55°C TO +165°C  
 SPP-250-LLPP, SPO-250, SEF14-50J & FSJ1-50

#	DESCRIPTION	QTY	MATERIAL	FINISH
8	SPACER	1	PTFE	---
7	SCREW CAP	1	BRASS	WHITE BRONZE
6	SHELL	1	BRASS	WHITE BRONZE
5	RETAINING RING	1	BeCu	WHITE BRONZE
4	O-RING	1	S.I. RUBBER	---
3	INSULATOR	1	PTFE	---
2	PIN	1	BRASS	SILVER
1	BODY	1	BRASS	WHITE BRONZE

CUSTOMER OUTLINE DRAWING	
ALL DIMENSIONS ARE REFERENCE ONLY	
UNLESS OTHERWISE SPECIFIED: DIMENSIONS ARE IN INCHES AND [MILLIMETERS]	
DRAWN C. ZUNIGA	10/27/16
CHECKED	
ORJ DRAWN C. ZUNIGA	10/27/16

**RoHS  
COMPLIANT**

PROPRIETARY AND CONFIDENTIAL  
 THIS DRAWING CONTAINS  
 INFORMATION PROPRIETARY TO  
 RF INDUSTRIES. ANY  
 UNAUTHORIZED USE OF THIS  
 DRAWING IS EXPRESSLY  
 PROHIBITED WITHOUT WRITTEN  
 PERMISSION FROM RF  
 INDUSTRIES. ANY VIOLATION IS  
 PUNISHABLE UNDER U.S.  
 COPYRIGHT LAWS.

**RFconnectors**  
 DIVISION OF RF INDUSTRIES, LTD.

7610 MIRAMAR RD.  
 SAN DIEGO, CA 92126  
 (858) 549-6340  
 (858) 549-6345 FAX

**4.3/10 MALE RIGHT ANGLE  
FOR 1/4" CABLE**

SIZE	CABLE GROUP	DWG NO.	REV
A	HPL	<b>RFD-43MRA-HPL</b>	---
SCALE: NTS	ENGINEERING ID: 000000	SHEET 1 OF 1	