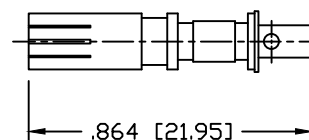
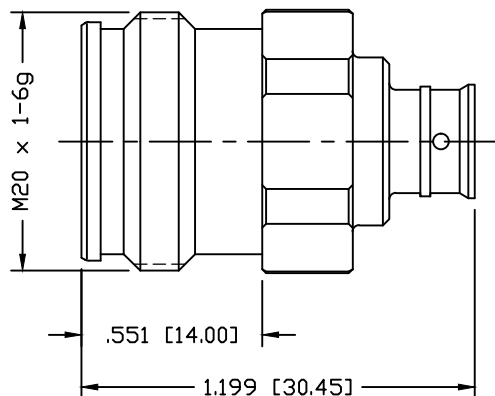


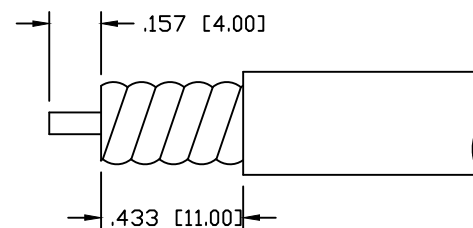
PART NO.

**RFD-43F-HPL**

REV	DESCRIPTION	DWN	DATE	APPROVED
-	ENGINEERING RELEASE	CZS	04/11/17	JDMc



SOLDER CONTACT



RECOMMENDED STRIPPING DIMENSIONS

SPECIFICATIONS:

IMPEDANCE: 50 OHMS  
 FREQUENCY RANGE: DC-3GHz  
 VSWR MAX: <1.15:1 @ DC-3 GHz  
 3rd ORDER IM:  $\leq -160$  dBc  
 INSULATION RESISTANCE: 10000M $\Omega$   
 OPERATING TEMPERATURE: -40°C TO +155°C  
 SPP-250-LLPP, SPO-250 & TFT-401

5	SPACER	1	PTFE	----
4	GROUND RING	1	BeCu	WHITE BRONZE
3	INSULATOR	1	PTFE	----
2	CONTACT	1	BeCu	SILVER
1	BODY	1	BRASS	WHITE BRONZE
#	DESCRIPTION	QTY	MATERIAL	FINISH

CUSTOMER  
OUTLINE DRAWINGALL DIMENSIONS  
ARE REFERENCE ONLYUNLESS OTHERWISE SPECIFIED:  
DIMENSIONS ARE IN INCHES  
AND [MILLIMETERS]

DRAWN	C. ZUNIGA	04/11/17
CHECKED		
ORJ DRAWN	C. ZUNIGA	04/11/17

**RoHS  
COMPLIANT**

PROPRIETARY AND CONFIDENTIAL  
 THIS DRAWING CONTAINS  
 INFORMATION PROPRIETARY TO  
 RF INDUSTRIES, ANY  
 UNAUTHORIZED USE OF THIS  
 DRAWING IS EXPRESSLY  
 PROHIBITED WITHOUT WRITTEN  
 PERMISSION FROM RF  
 INDUSTRIES. ANY VIOLATION IS  
 PUNISHABLE UNDER U.S.  
 COPYRIGHT LAWS.

**RFconnectors**

7610 MIRAMAR RD.  
 SAN DIEGO, CA 92126  
 (858) 549-6340  
 (858) 549-6345 FAX

**4.3/10 FEMALE**

SOLDER FOR 1/4" CABLE

SIZE	CABLE GROUP	DWG NO.	REV
A	HPL	<b>RFD-43F-HPL</b>	—
SCALE:	ENGINEERING ID:	000000	SHEET 1 OF 1
NTS			