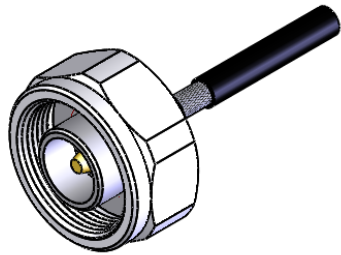


# RFD-4195-SR2FL

|     |                     |          |      |
|-----|---------------------|----------|------|
| REV | DESCRIPTION         | DATE     | APPR |
| -   | ENGINEERING RELEASE | 10/02/14 | JDM  |

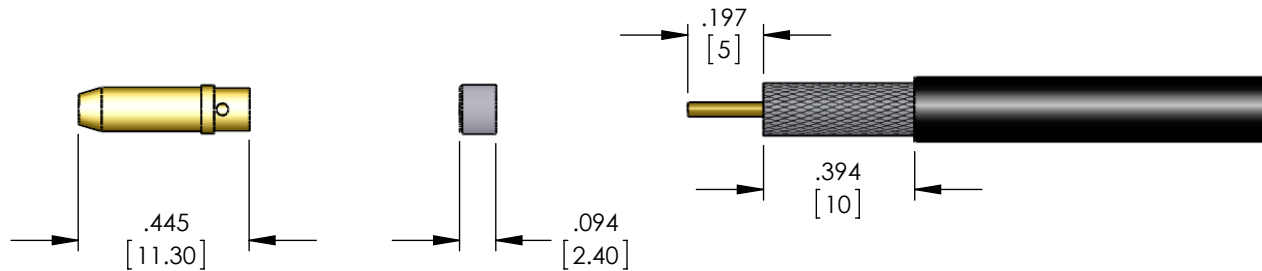
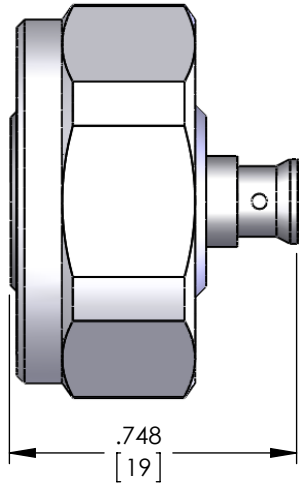


## ASSEMBLY INSTRUCTIONS:

Step 1: Cut end of cable evenly. Strip cable to dimensions as shown. All cuts are to be clean and square. Do not nick center conductor when cutting. If using heat shrink tubing slide on to cable first.

Step 2: Slide spacer and pin onto cable center conductor until it yields against the cable dielectric. Solder pin in place.

Step 3: Insert the pin into the body until it yields against the back of the connector. Solder connector and cable outer conductor in place.



## SPECIFICATIONS:

IMPEDANCE: 50 Ohms  
 FREQUENCY RANGE: 0-3 GHz  
 VSWR: <1.2:1 THRU 3 GHz  
 INSERTION LOSS(dB): > - .1dB  
 PIM: <-155dBc  
 TEMPERATURE RANGE: -55°C TO 200°C  
 (SR2)FOR TFT-402, .141 SEMI RIGID, RG-402/U & BELDEN 1673A CABLE

| # | DESCRIPTION       | QTY. | PART NUMBER    | MATERIAL | FINISH       |
|---|-------------------|------|----------------|----------|--------------|
| 7 | RETAINING RING    | 1    | 027-41M-001-CW | BeCu     | WITHE BRONZE |
| 6 | SPACER            | 1    | 024-41X-001-TX | PTFE     | NONE         |
| 5 | O-RING            | 1    | 023-41X-001-LX | Rubber   | NONE         |
| 4 | 4.1-9.5 SHELL     | 1    | 012-41M-001-BW | Brass    | WHITE BRONZE |
| 3 | INSULATOR         | 1    | 010-41M-002-TX | PTFE     | NONE         |
| 2 | 4.1-9.5 PIN       | 1    | 009-41M-001-BG | Brass    | GOLD         |
| 1 | 4.1-9.5 MALE BODY | 1    | 001-41M-001-BW | Brass    | WHITE BRONZE |

|                                      |   |           |  |          |
|--------------------------------------|---|-----------|--|----------|
| <b>ROHS</b><br>COMPLIANT             | NAME  | DATE      | <b>RF INDUSTRIES</b><br>7610 MIRAMAR RD. SAN DIEGO, CA. 92126<br>858-549-6340 FAX 858-549-6345 |          |
|                                      | DRAWN   | C. ZUNIGA |  | 10/02/14 |
|                                      | CHECKED   |           |  |          |
| UNLESS OTHERWISE SPECIFIED:          | ENG APPR.   |           | <b>TITLE: 4.1/9.5 PLUG,<br/>SOLDER FOR TFT-402</b>   |          |
| DIMENSIONS ARE IN INCHES             | <b>PROPRIETARY AND CONFIDENTIAL</b>   |           |  |          |
| ALL DIMENSIOS ARE FOR REFERENCE ONLY | THE INFORMATION CONTAINED IN THIS DRAWING IS THE SOLE PROPERTY OF RF INDUSTRIES. ANY REPRODUCTION IN PART OR AS A WHOLE WITHOUT THE WRITTEN PERMISSION OF RF INDUSTRIES IS STRICTLY PROHIBITED. |           | SIZE DWG. NO. REV<br><b>A</b> RFD-4195-SR2FL -   |          |
| CABLE GROUP SR2                      |   |           | SCALE: NTS NOTES: SHEET 1 OF 1   |          |
| CODE 001787                          |   |           |  |          |